

State

Vocational-Technical School District
2016-2017 Estimate of Needs
and
Financial Statement of the Fiscal Year 2015-2016

Board of Education of Caddo/Kiowa Technology Center
District No. AVTS #2
County of Caddo
State of Oklahoma

Two copies of this Financial Statement and Estimate of Needs should be filed with the County Clerk not later than September 1 for all School Districts. After approval by the Excise Board and the levies are made, both statements should be signed by the Board Members. One complete signed copy must be sent to the State Auditor and Inspector, Suite 106, 4545 N. Lincoln Blvd. Oklahoma City, OK 73105. If publication may not be had by date required for filing, affidavit and proof of publication are required to be attached within five days after date of filing.


The 2016-2017 Estimate of Needs
and
Financial Statement of the Fiscal Year 2015-2016

Prepared by: Putnam & Company PLLC

Submitted to the Caddo County Excise Board
This 5th 12th Day of September Oct-, 2016

School Board Members

Chairman	<u>Dustin Lechelt</u>	Clerk	
Treasurer	<u>Sharon Myers</u>	Member	
Member	<u>Lance Shurt</u>	Member	
Member	<u>Phil's Perryman</u>	Member	



Date 11-8-16
Initials JM

6. We also certify that, after due and legal notice of an election thereon, pursuant to Article 10, Section 10, of the Constitution of Oklahoma, an additional levy of 2.000 Mills, was authorized by a majority of the qualified voters of said School District, for the purpose of erecting, remodeling or repairing school buildings, and for purchasing furniture at an election held for that purpose on February 09, 2016, the result whereof was:

For the Levy 0;

Against the Levy 0;

Majority 0

John Clay

Clerk of Board of Education

Dustin Lamb

President of Board of Education

Suzanne Myers

Treasurer of Board of Education

Subscribed and sworn to before me this 16th day of September 2016.

Kendra A. Allen

Notary Public

02/23/19

My Commission Expires



Affidavit of Publication

State of Oklahoma, County of Caddo

I, John Clay, the undersigned duly qualified and acting Clerk of the Board of Education of Caddo/Kiowa Technology Center, School District No. AVTS #2, County and State aforesaid, being first duly sworn according to law, hereby depose and say:

1. That I complied with 68 O. S. 2001 Section 3002, (both independent and dependent) by having the within Financial Statement and Estimate of Needs which was prepared at the time and in the manner provided by law, published as required by law, in a legally-qualified newspaper of general circulation in the district, there being no legally-qualified newspaper published in the school district, as evidenced by a copy of such published statement and estimate together with proof of publication thereof attached hereto marked Exhibit No. 1 and made a part hereof (strike inapplicable phrases).

2. That I complied with currently effective statutes, by having the Notice of Emergency Levy Election and the call for such Election on the date hereinbefore certified by the Governing Board, the Itemized Statements and the Itemized Estimate of the amount necessary for the ensuing fiscal year requiring such emergency levy for the current expense purposes as prepared by the Board of Education duly published or posted, as the case may be, in full compliance with law for this class of school district, and as provided by law duly made public in the manner and at the time provided by law, for this class of district and in all respects according to law, in relation to said election on such emergency levy as hereinbefore certified by said Governing Board.

3. That I complied with the statute by having published or posted (if required for this class of district) the notice of local incentive levy election, and the call for such election on the date hereinbefore certified by the Board of Education. That the Estimate of Needs as prepared by the Board of Education required such local incentive levy in addition to other tax levies, to fully meet the current expense purposes of the school district for the ensuing year.

4. That in conformity to resolution by said Board of Education, I caused Notice of Building Fund Levy Election under the provisions of Article 10, Section 10, Oklahoma Constitution, and the Call of such Election on the date hereinbefore certified by the Governing Board, together with Itemized Statements and an Estimate of the amount necessary for the ensuing fiscal year requiring such levy for the purpose of erecting, remodeling or repairing school buildings, and for purchasing school furniture, in said District, published or posted to contain such Notice and Call, fixing the number of voting places and particularly describing each and every such place or places, and fixing the day on which such election should be had after the expiration of such notice, duly published or posted as is required by law for this class of district.

John Clay

Clerk, Board of Education


Subscribed and sworn to before me this 12th day of September 2016.

Kendra A. Allen

Notary Public


2/23/16

My Commission Expires



Patricia Polch

Secretary and Clerk of Excise Board



Caddo County, Oklahoma

AFFIDAVIT OF PUBLICATION

STATE OF OKLAHOMA,
COUNTY OF CADDO, ss.

PUBLISHED IN THE ANADARKO DAILY NEWS
September 15, 2016

Publication Sheet - Board of Education
Financial Statement of the Various Funds for the Fiscal Year Ending June 30, 2016,
And Estimate of Needs for Fiscal Year Ending June 30, 2017,
of Caddo/Kiowa Technology Center
School District No. AVTS #2, Caddo County, Oklahoma

STATEMENT OF FINANCIAL CONDITION AS OF JUNE 30, 2016	GENERAL FUND Detail	BUILDING FUND Detail
ASSETS:		
Cash Balance June 30, 2016	\$1,492,870.83	\$384,368.03
Investments	\$698,000.00	\$800,762.86
TOTAL ASSETS	\$2,190,870.83	\$1,185,130.89
LIABILITIES AND RESERVES:		
Warrants Outstanding	\$330,309.79	\$2,217.60
Reserves From Schedule 8	\$31,281.57	\$0.00
TOTAL LIABILITIES AND RESERVES	\$361,591.36	\$2,217.60
CASH FUND BALANCE (Detail) JUNE 30, 2016	\$1,829,279.47	\$1,182,913.29
ESTIMATED NEEDS FOR FISCAL YEAR ENDING JUNE 30, 2017		
GENERAL FUND		GENERAL FUND
Current Expense		\$10,152,859.93
Total Required		\$10,152,859.93
FINANCED:		
Cash Fund Balance		\$1,829,279.47
Estimated Miscellaneous Revenue		\$5,727,178.00
Total Deductions		\$7,556,457.47
Balance to Raise from Ad Valorem Tax		\$2,596,393.46
ESTIMATED MISCELLANEOUS REVENUE:		
1000 District Sources of Revenue		\$1,000,000.00
3300 Stat Aid - Competitive Grants		\$11,087.00
3800 State Vocational Programs		\$4,435,449.00
4600 Other Federal Sources of Revenue		\$70,087.00
4820 Carl D. Perkins Vocational & Technical		\$96,997.00
4850 Job Training Partnership Act		\$118,559.00
Total Estimated Revenue		\$5,727,178.00
BUILDING FUND		
Current Expense		\$1,461,548.74
Total Required		\$1,461,548.74
FINANCED:		
Cash Fund Balance		\$1,182,913.29
Estimated Miscellaneous Revenue		\$20,000.00
Total Deductions		\$1,202,913.29
Balance to Raise from Ad Valorem Tax		\$258,635.45

I, the undersigned, being of lawful age, being duly sworn and authorized, says that I am a duly authorized agent of *The Anadarko Daily News*, a daily newspaper printed in the English language, in the city of Anadarko, Caddo County, Oklahoma, having a paid general subscription circulation in said County, with entrance into the United States mails as second class matter in Caddo County, and published and printed in said County where delivered to the United States mail, that said newspaper has been continuously and uninterruptedly published in said County during a period of one hundred four (104) consecutive weeks immediately prior to the first publication of the attached notice, advertisement or publication; and that said newspaper comes within the requirements of Title 25, Oklahoma Statute 108 effective November 1, 1983, and complies with all other requirements of the laws of Oklahoma with reference to legal publication.

That said notice, a true copy of which is attached hereto, was published in the regular edition of said newspaper during the period and time of publication and not in a supplement, on the following dates:


September 15, 2016

By: Paula L. McBride

Subscribed and sworn before me this 15th day of September, 2016.

Carla McBride-Alexander
Notary Public

My commission expires: May 26, 2019
My commission number: 03007596



Publishing Fee: \$94.30

CERTIFICATE - GOVERNING BOARD
STATE OF OKLAHOMA, COUNTY OF CADDO, ss:
We, the undersigned duly elected, qualified and acting officers of the Board of Education of Caddo/Kiowa Technology Center, School District No. AVTS #2, of Said County and State, do hereby certify that at a meeting of the Governing Body of the said District, begun at the time provided by law for districts of this class and pursuant to the provisions of 88 O.S. 2001 Sec. 3003, the foregoing statement was prepared and is a true and correct condition of the Financial Affairs of said District as reflected by the records of the District Clerk and Treasurer. We further certify that the foregoing estimate for current expenses for the fiscal year beginning July 1, 2016, and ending June 30, 2017, as shown are reasonably necessary for the proper conduct of the affairs of the said District, that the Estimated Income to be derived from sources other than ad valorem taxation does not exceed the lawfully authorized ratio of the revenue derived from the same sources during the preceding year.
s- Dustin Tackett
President of Board of Education
Subscribed and sworn to before me this 12th day of September, 2016.
s- Sharon A. Myers Notary Public

**Putnam & Company, PLLC
Certified Public Accountants
169 E.32nd Street
Edmond, Oklahoma 73013**

Independent Accountant's Compilation Letter

Board of Education
Caddo-Kiowa Technology Center

We have compiled financial statements, as of and for the fiscal year ended June 30, 2016, the FY 2016-2017 Estimate of Needs, and the related Publication Sheet included in the accompanying prescribed forms. We have not audited or reviewed the prescribed financial statements, estimate of needs, and publications sheet forms referred to above and, accordingly, do not express an opinion or provide any assurance about whether the financial statements, estimate of needs, and publication sheet forms are in accordance with the basis of accounting prescribed by the Office of the Oklahoma State Auditor and Inspector.

Management is responsible for the preparation and fair presentation of the financial statements, estimate of needs, and publications sheet in accordance with the applicable prescribed financial framework, and for designing, implementing, and maintaining internal control relevant to the preparation and fair presentation of the financial statements, estimate of needs, and publications sheet.

Our responsibility is to conduct the compilation in accordance with the Statements on Standards for Accounting and Review Services issued by the American Institute of Certified Public Accountants. The objective of a compilation is to assist management in presenting financial information in the form of financial statements and supporting information without undertaking to obtain or provide assurance that there are no material modifications that should be made to the prescribed financial statements, estimate of needs, and publication sheet.

The financial statements, estimate of needs, and publications sheet included in the accompanying prescribed forms are presented in accordance with the requirements of the Office of the Oklahoma State Auditor and Inspector, as defined by the rules promulgated by the Oklahoma State Department of Education, which differ from generally accepted accounting principles.

This report is intended solely for the information and use of the Oklahoma State Department of Education, the School District, the Oklahoma Department of Career and Technology Education, the County Excise Board, and for filing with the State Auditor and Inspector and is not intended to be and should not be used by anyone other than these specified parties.

Putnam & Company

Putnam & Company, PLLC
Certified Public Accountants

GENERAL FUND ACCOUNTS COVERING THE PERIOD JULY 1, 2015 TO JUNE 30, 2016
ESTIMATE OF NEEDS FOR 2016-2017

EXHIBIT "A"

Page 6

Schedule 1, Current Balance Sheet - June 30, 2016		Amount
ASSETS:		
Cash Balance June 30, 2016		\$ 1,492,870.83
Investments		\$ 698,000.00
TOTAL ASSETS		\$ 2,190,870.83
LIABILITIES AND RESERVES:		
Warrants Outstanding		\$ 330,309.79
Reserve for Interest on Warrants		\$ 0.00
Reserves From Schedule 8		\$ 31,281.57
TOTAL LIABILITIES AND RESERVES		\$ 361,591.36
CASH FUND BALANCE JUNE 30, 2016		\$ 1,829,279.47
TOTAL LIABILITIES, RESERVES AND CASH FUND BALANCE		\$ 2,190,870.83

Schedule 2, Revenue and Requirements - 2015-2016		
	Detail	Total
REVENUE:		
Cash Balance June 30, 2015	\$ 1,597,067.53	
Cash Fund Balance Transferred From Prior Years	\$ 403,611.26	
Current Ad Valorem Tax Apportioned	\$ 2,018,045.98	
Miscellaneous Revenue Apportioned	\$ 6,290,771.15	
TOTAL REVENUE		\$ 10,309,495.92
REQUIREMENTS:		
Claims Paid by Warrants Issued & Transfer Fees Apportioned	\$ 8,448,934.88	
Reserves From Schedule 8	\$ 31,281.57	
Interest Paid on Warrants	\$ 0.00	
Bank Fees and Cash Charges	\$ 0.00	
Reserve for Interest on Warrants	\$ 0.00	
TOTAL REQUIREMENTS		\$ 8,480,216.45
ADD: Cash Fund Balance as Per Balance Sheet 6-30-2016		\$ 1,829,279.47
TOTAL REQUIREMENTS AND CASH FUND BALANCE		\$ 10,309,495.92

Schedule 3, Cash Fund Balance Analysis - June 30, 2016		Amount
ADDITIONS:		
Miscellaneous Revenue Collected in Excess of Estimates-Net		\$ 320,863.00
Warrants Estopped, Cancelled or Converted		\$ 5,679.09
Fiscal Year 2015-16 Lapsed Appropriations		\$ 1,329,528.73
Fiscal Year 2014-15 Lapsed Appropriations		\$ 12,417.54
Ad Valorem Tax Collections in Excess of Estimates		\$ 0.00
Prior Year Ad Valorem Tax		\$ 385,514.63
TOTAL ADDITIONS		\$ 2,054,002.99
DEDUCTIONS:		
Supplemental Appropriations		\$ 0.00
Current Tax in Process of Collection		\$ 224,723.52
TOTAL DEDUCTIONS		\$ 224,723.52
Cash Fund Balance as per Balance Sheet 6-30-2016		\$ 1,829,279.47
Composition of Cash Fund Balance		
Cash		\$ 1,829,279.47
Cash Fund Balance as per Balance Sheet 6-30-2016		\$ 1,829,279.47

GENERAL FUND ACCOUNTS COVERING THE PERIOD JULY 1, 2015 TO JUNE 30, 2016
ESTIMATE OF NEEDS FOR 2016-2017

EXHIBIT "A"

Page 7

Schedule 4, Miscellaneous Revenue		
SOURCE	2015-16 ACCOUNT	
	AMOUNT ESTIMATED	ACTUALLY COLLECTED
1000 DISTRICT SOURCES OF REVENUE:		
1200 Tuition & Fees	\$ 1,000,000.00	\$ 810,004.85
1300 Earnings on Investments and Bond Sales	\$ 0.00	\$ 5,405.55
1400 Rental, Disposals and Commissions	\$ 0.00	\$ 238,693.77
1500 Reimbursements	\$ 0.00	\$ 33,969.03
1600 Other Local Sources of Revenue	\$ 0.00	\$ 0.00
1700 Child Nutrition Programs	\$ 0.00	\$ 107,023.38
1800 Athletics	\$ 0.00	\$ 0.00
TOTAL	\$ 1,000,000.00	\$ 1,195,096.58
2000 INTERMEDIATE SOURCES OF REVENUE:		
TOTAL	\$ 0.00	\$ 0.00
3000 STATE SOURCES OF REVENUE:		
3100 Total Dedicated Revenue	\$ 0.00	\$ 0.00
3200 Total State Aid - General Operations - Non Categorical	\$ 0.00	\$ 0.00
3300 State Aid - Competitive Grants - Categorical	\$ 0.00	\$ 0.00
3400 State - Categorical	\$ 0.00	\$ 15,000.00
3500 Special Programs	\$ 0.00	\$ 0.00
3600 Other State Sources of Revenue	\$ 0.00	\$ 21,000.00
3700 Child Nutrition Programs	\$ 0.00	\$ 0.00
3810 Series	\$ 4,386,196.00	\$ 4,290,692.00
3830 Industry Training	\$ 76,476.00	\$ 99,141.04
3840 Adult Training	\$ 5,877.00	\$ 16,850.01
3860 Other State Vocational Aid	\$ 29,099.00	\$ 29,599.25
3870 Series	\$ 0.00	\$ 0.00
3890 Capital Outlay	\$ 0.00	\$ 0.00
3800 Total State Vocational Programs - Multi Source	\$ 4,497,648.00	\$ 4,436,282.30
TOTAL	\$ 4,497,648.00	\$ 4,472,282.30
4000 Federal Sources of Revenue		
4100 Grants-In-Aid Direct From The Federal Government	\$ 0.00	\$ 0.00
4200 Disadvantaged Students	\$ 0.00	\$ 0.00
4300 Individuals With Disabilities	\$ 0.00	\$ 0.00
4400 No Child Left Behind	\$ 0.00	\$ 0.00
4500 Grants-In-Aid Passed Through Other State/Intermediate Sources	\$ 0.00	\$ 0.00
4600 Other Federal Sources Passed Through State Dept Of Education	\$ 0.00	\$ 260,138.30
4700 Child Nutrition Programs	\$ 0.00	\$ 55,809.40
4810 Series	\$ 0.00	\$ 0.00
4820 Carl D. Perkins Vocational & Applied Technology Ed. Act.	\$ 95,887.00	\$ 145,805.19
4830 Industry Training	\$ 0.00	\$ 8,676.00
4840 Adult Training	\$ 0.00	\$ 0.00
4850 Job Training Partnership Act	\$ 123,176.00	\$ 145,842.77
4860 Other Federal Vocational Aid	\$ 0.00	\$ 99.00
4870 Series	\$ 0.00	\$ 6,962.47
4890 Capital Outlay	\$ 0.00	\$ 0.00
4800 Total Federal Vocational Education	\$ 219,063.00	\$ 307,385.43
TOTAL	\$ 219,063.00	\$ 623,333.13
5000 NON-REVENUE RECEIPTS:		
5100 Return of Assets	\$ 253,197.15	\$ 59.14
GRAND TOTAL	\$ 5,969,908.15	\$ 6,290,771.15

S.A. & I. Form 2661R06 Entity: Caddo/Kiowa Technology Center AVTS #2, Caddo

1-Sep-2016

GENERAL FUND ACCOUNTS COVERING THE PERIOD JULY 1, 2015 TO JUNE 30, 2016
ESTIMATE OF NEEDS FOR 2016-2017

EXHIBIT "A"

Page 8

2015-16 ACCOUNT OVER (UNDER)	BASIS AND LIMIT OF ENSUING ESTIMATE	2016-17 ACCOUNT		
		CHARGEABLE INCOME	ESTIMATED BY GOVERNING BOARD	APPROVED BY EXCISE BOARD
\$ (189,995.15)	123.46%	\$ 0.00	1,000,000.00	1,000,000.00
\$ 5,405.55	0.00%	\$ 0.00	0.00	0.00
\$ 238,693.77	0.00%	\$ 0.00	0.00	0.00
\$ 33,969.03	0.00%	\$ 0.00	0.00	0.00
\$ 0.00	0.00%	\$ 0.00	0.00	0.00
\$ 107,023.38	0.00%	\$ 0.00	0.00	0.00
\$ 0.00	0.00%	\$ 0.00	0.00	0.00
\$ 195,096.58		\$ 0.00	1,000,000.00	1,000,000.00
\$ 0.00		\$ 0.00	0.00	0.00
\$ 0.00	0.00%	\$ 0.00	0.00	0.00
\$ 0.00	0.00%	\$ 0.00	0.00	0.00
\$ 0.00	0.00%	\$ 0.00	11,087.00	11,087.00
\$ 15,000.00	0.00%	\$ 0.00	0.00	0.00
\$ 0.00	0.00%	\$ 0.00	0.00	0.00
\$ 21,000.00	0.00%	\$ 0.00	0.00	0.00
\$ 0.00	0.00%	\$ 0.00	0.00	0.00
\$ (95,504.00)	97.24%	\$ 0.00	4,172,418.00	4,172,418.00
\$ 22,665.04	35.37%	\$ 0.00	35,069.00	35,069.00
\$ 10,973.01	289.99%	\$ 0.00	48,863.00	48,863.00
\$ 500.25	98.31%	\$ 0.00	29,099.00	29,099.00
\$ 0.00	0.00%	\$ 0.00	0.00	0.00
\$ 0.00	0.00%	\$ 0.00	150,000.00	150,000.00
\$ (61,365.70)	99.98%	\$ 0.00	4,435,449.00	4,435,449.00
\$ (25,365.70)		\$ 0.00	4,446,536.00	4,446,536.00
\$ 0.00	0.00%	\$ 0.00	0.00	0.00
\$ 0.00	0.00%	\$ 0.00	0.00	0.00
\$ 0.00	0.00%	\$ 0.00	0.00	0.00
\$ 0.00	0.00%	\$ 0.00	0.00	0.00
\$ 0.00	0.00%	\$ 0.00	0.00	0.00
\$ 260,138.30	26.94%	\$ 0.00	70,087.00	70,087.00
\$ 55,809.40	0.00%	\$ 0.00	0.00	0.00
\$ 0.00	0.00%	\$ 0.00	0.00	0.00
\$ 49,918.19	66.53%	\$ 0.00	96,997.00	96,997.00
\$ 8,676.00	0.00%	\$ 0.00	0.00	0.00
\$ 0.00	0.00%	\$ 0.00	0.00	0.00
\$ 22,666.77	77.86%	\$ 0.00	113,558.00	113,558.00
\$ 99.00	0.00%	\$ 0.00	0.00	0.00
\$ 6,962.47	0.00%	\$ 0.00	0.00	0.00
\$ 0.00	0.00%	\$ 0.00	0.00	0.00
\$ 88,322.43	68.50%	\$ 0.00	210,555.00	210,555.00
\$ 404,270.13		\$ 0.00	280,642.00	280,642.00
\$ (253,138.01)	0.00%	\$ 0.00	0.00	0.00
\$ 320,863.00		\$ 0.00	5,727,178.00	5,727,178.00

S.A. & I. Form 2661R06 Entity: Caddo/Kiowa Technology Center AVTS #2, Caddo

1-Sep-2016

GENERAL FUND ACCOUNTS COVERING THE PERIOD JULY 1, 2015 TO JUNE 30, 2016
ESTIMATE OF NEEDS FOR 2016-2017

EXHIBIT "A"

Page 9

Schedule 5, Expenditures General Fund Cash Accounts of Current and all Prior Years	
CURRENT AND ALL PRIOR YEARS	2015-16
Cash Balance Reported to Excise Board 6-30-2015	\$ 0.00
Cash Fund Balance Transferred Out	
Cash Fund Balance Transferred In	\$ 1,597,067.53
Adjusted Cash Balance	\$ 1,597,067.53
Ad Valorem Tax Apportioned To Year In Caption	\$ 2,018,045.98
Miscellaneous Revenue (Schedule 4)	\$ 6,290,771.15
Cash Fund Balance Forward From Preceding Year	\$ 403,611.26
Prior Expenditures Recovered	\$ 0.00
TOTAL RECEIPTS	\$ 8,712,428.39
TOTAL RECEIPTS AND BALANCE	\$ 10,309,495.92
Warrants Paid of Year in Caption	\$ 8,124,750.09
Interest Paid Thereon	\$ 0.00
Bank Fees and Cash Charges	\$ 0.00
TOTAL DISBURSEMENTS	\$ 8,124,750.09
CASH BALANCE JUNE 30, 2016	\$ 2,184,745.83
Reserve for Warrants Outstanding	\$ 324,184.79
Reserve for Interest on Warrants	\$ 0.00
Reserves From Schedule 8	\$ 31,281.57
TOTAL LIABILITIES AND RESERVE	\$ 355,466.36
DEFICIT:	\$ 0.00
CASH FUND BALANCE FORWARD TO SUCCEEDING YEAR	\$ 1,829,279.47

Schedule 6, General Fund Warrant Account of Current and All Prior Years	
CURRENT AND ALL PRIOR YEARS	2015-16
Warrants Outstanding 6-30 of Year in Caption	
Warrants Registered During Year	\$ 8,448,934.88
TOTAL	\$ 8,448,934.88
Warrants Paid During Year	\$ 8,124,750.09
Warrants Converted to Bonds or Judgments	\$ 0.00
Warrants Cancelled	\$ 0.00
Warrants estopped by Statute	\$ 0.00
TOTAL WARRANTS RETIRED	\$ 8,124,750.09
BALANCE WARRANTS OUTSTANDING JUNE 30, 2016	\$ 324,184.79

Schedule 7, 2015 Ad Valorem Tax Account			
2015 Net Valuation Certified To County Excise Board	\$ 239,026,172.00	10.240 Mills	Amount
Total Proceeds of Levy as Certified			\$ 2,466,519.77
Additions:			\$ 0.00
Deductions:			\$ 0.00
Gross Balance Tax			\$ 2,466,519.77
Less Reserve for Delinquent Tax			\$ 223,750.27
Reserve for Protests Pending			\$ 0.00
Balance Available Tax			\$ 2,242,769.50
Deduct 2015 Tax Apportioned			\$ 2,018,045.98
Net Balance 2015 Tax in Process of Collection			\$ 224,723.52
Excess Collections			\$ 0.00

GENERAL FUND ACCOUNTS COVERING THE PERIOD JULY 1, 2015 TO JUNE 30, 2016
ESTIMATE OF NEEDS FOR 2016-2017

EXHIBIT "A"

Page 10

Schedule 5, (Continued)						
2014-15	2013-14	2012-13	2011-12	2010-11	2009-10	TOTAL
\$ 2,085,546.02	\$ 0.00	\$ 0.00	\$ 0.00	\$ 0.00	\$ 0.00	\$ 2,085,546.02
\$ 1,597,067.53	\$ 0.00	\$ 0.00	\$ 0.00	\$ 0.00	\$ 0.00	\$ 1,597,067.53
\$ 0.00	\$ 0.00	\$ 0.00	\$ 0.00	\$ 0.00	\$ 0.00	\$ 1,597,067.53
\$ 488,478.49	\$ 0.00	\$ 0.00	\$ 0.00	\$ 0.00	\$ 0.00	\$ 2,085,546.02
\$ 385,514.63	\$ 0.00	\$ 0.00	\$ 0.00	\$ 0.00	\$ 0.00	\$ 2,403,560.61
\$ 0.00	\$ 0.00	\$ 0.00	\$ 0.00	\$ 0.00	\$ 0.00	\$ 6,290,771.15
\$ 0.00	\$ 0.00	\$ 0.00	\$ 0.00	\$ 0.00	\$ 0.00	\$ 403,611.26
\$ 0.00	\$ 0.00	\$ 0.00	\$ 0.00	\$ 0.00	\$ 0.00	\$ 0.00
\$ 385,514.63	\$ 0.00	\$ 0.00	\$ 0.00	\$ 0.00	\$ 0.00	\$ 9,097,943.02
\$ 873,993.12	\$ 0.00	\$ 0.00	\$ 0.00	\$ 0.00	\$ 0.00	\$ 11,183,489.04
\$ 464,256.86	\$ 0.00	\$ 0.00	\$ 0.00	\$ 0.00	\$ 0.00	\$ 8,589,006.95
\$ 0.00	\$ 0.00	\$ 0.00	\$ 0.00	\$ 0.00	\$ 0.00	\$ 0.00
\$ 0.00	\$ 0.00	\$ 0.00	\$ 0.00	\$ 0.00	\$ 0.00	\$ 0.00
\$ 464,256.86	\$ 0.00	\$ 0.00	\$ 0.00	\$ 0.00	\$ 0.00	\$ 8,589,006.95
\$ 409,736.26	\$ 0.00	\$ 0.00	\$ 0.00	\$ 0.00	\$ 0.00	\$ 2,594,482.09
\$ 6,125.00	\$ 0.00	\$ 0.00	\$ 0.00	\$ 0.00	\$ 0.00	\$ 330,309.79
\$ 0.00	\$ 0.00	\$ 0.00	\$ 0.00	\$ 0.00	\$ 0.00	\$ 0.00
\$ 0.00	\$ 0.00	\$ 0.00	\$ 0.00	\$ 0.00	\$ 0.00	\$ 31,281.57
\$ 6,125.00	\$ 0.00	\$ 0.00	\$ 0.00	\$ 0.00	\$ 0.00	\$ 361,591.36
\$ 0.00	\$ 0.00	\$ 0.00	\$ 0.00	\$ 0.00	\$ 0.00	\$ 0.00
\$ 403,611.26	\$ 0.00	\$ 0.00	\$ 0.00	\$ 0.00	\$ 0.00	\$ 2,232,890.73

Schedule 6, (Continued)						
2014-15	2013-14	2012-13	2011-12	2010-11	2009-10	TOTAL
\$ 394,783.90	\$ 0.00	\$ 0.00	\$ 0.00	\$ 0.00	\$ 0.00	\$ 394,783.90
\$ 81,277.05	\$ 0.00	\$ 0.00	\$ 0.00	\$ 0.00	\$ 0.00	\$ 8,530,211.93
\$ 476,060.95	\$ 0.00	\$ 0.00	\$ 0.00	\$ 0.00	\$ 0.00	\$ 8,924,995.83
\$ 464,256.86	\$ 0.00	\$ 0.00	\$ 0.00	\$ 0.00	\$ 0.00	\$ 8,589,006.95
\$ 0.00	\$ 0.00	\$ 0.00	\$ 0.00	\$ 0.00	\$ 0.00	\$ 0.00
\$ 0.00	\$ 0.00	\$ 0.00	\$ 0.00	\$ 0.00	\$ 0.00	\$ 0.00
\$ 5,679.09	\$ 0.00	\$ 0.00	\$ 0.00	\$ 0.00	\$ 0.00	\$ 5,679.09
\$ 469,935.95	\$ 0.00	\$ 0.00	\$ 0.00	\$ 0.00	\$ 0.00	\$ 8,594,686.04
\$ 6,125.00	\$ 0.00	\$ 0.00	\$ 0.00	\$ 0.00	\$ 0.00	\$ 330,309.79

Schedule 9, General Fund Investments						
INVESTED IN	Investments On Hand June 30, 2015	Since Purchased	Liquidations		Barred by Court Order	Investments On Hand June 30, 2016
			By Collection Of Cost	Amortized Premium		
Cd's	\$ 1,016,000.00	\$ 0.00	\$ 318,000.00	\$ 0.00	\$ 0.00	\$ 698,000.00
						\$ 0.00
						\$ 0.00
						\$ 0.00
						\$ 0.00
						\$ 0.00
						\$ 0.00
						\$ 0.00
						\$ 0.00
						\$ 0.00
TOTAL INVEST	\$ 1,016,000.00		\$ 318,000.00			\$ 698,000.00

GENERAL FUND ACCOUNTS COVERING THE PERIOD JULY 1, 2015 TO JUNE 30, 2016
ESTIMATE OF NEEDS FOR 2016-2017

EXHIBIT "A"

Page 11

Schedule 8, Report of Prior Year Expenditures				
APPROPRIATED ACCOUNTS	FISCAL YEAR ENDING JUNE 30, 2015			APPROPRIATIONS ORIGINAL
	RESERVES 06-30-2015	WARRANTS SINCE ISSUED	BALANCE LAPSED APPROPRIATIONS	
1000 INSTRUCTION	\$ 51,219.71	\$ 69,801.78	\$ (18,582.07)	\$ 4,520,486.07
2000 SUPPORT SERVICES:				
2100 Support Services - Students	\$ 1,774.75	\$ 1,472.75	\$ 302.00	\$ 224,534.15
2200 Support Services - Instructional Staff	\$ 11,202.08	\$ 9,869.73	\$ 1,332.35	\$ 106,435.21
2300 Support Services - General Administration	\$ 200.00	\$ 200.00	\$ 0.00	\$ 136,226.89
2400 Support Services - School Administration	\$ 300.00	\$ 100.00	\$ 200.00	\$ 345,708.38
2500 Support Services - Business	\$ 4,731.18	\$ 4,630.01	\$ 101.17	\$ 1,433,227.55
2600 Operations And Maintenance of Plant Services	\$ 3,463.11	\$ (17,730.46)	\$ 21,193.57	\$ 1,580,622.40
2700 Student Transportation Services	\$ 12,993.26	\$ 6,307.00	\$ 6,686.26	\$ 294,642.03
2800 Support Services - Central	\$ 0.00	\$ 0.00	\$ 0.00	\$ 0.00
2900 Other Support Services	\$ 0.00	\$ 0.00	\$ 0.00	\$ 0.00
TOTAL	\$ 34,664.38	\$ 4,849.03	\$ 29,815.35	\$ 4,121,396.61
3000 OPERATION OF NON-INSTRUCTION SERVICES:				
3100 Child Nutrition Programs Operations	\$ 0.00	\$ 0.00	\$ 0.00	\$ 132,000.00
3200 Other Enterprise Service Operations	\$ 7,810.50	\$ 6,362.50	\$ 1,448.00	\$ 728,104.63
3300 Community Services Operations	\$ 0.00	\$ 0.00	\$ 0.00	\$ 0.00
TOTAL	\$ 7,810.50	\$ 6,362.50	\$ 1,448.00	\$ 860,104.63
4000 FACILITIES ACQUISITION & CONSTRUCTION SERVICES:				
4100 Supv. of Facilities Acquisition and Construction	\$ 0.00	\$ 0.00	\$ 0.00	\$ 0.00
4200 Site Acquisition Services	\$ 0.00	\$ 0.00	\$ 0.00	\$ 0.00
4300 Site Improvement Services	\$ 0.00	\$ 0.00	\$ 0.00	\$ 60,000.00
4400 Architecture and Engineering Services	\$ 0.00	\$ 0.00	\$ 0.00	\$ 0.00
4500 Educational Specifications Development Services	\$ 0.00	\$ 0.00	\$ 0.00	\$ 0.00
4600 Building Acquisition and Construction Services	\$ 0.00	\$ 0.00	\$ 0.00	\$ 0.00
4700 Building Improvement Services	\$ 0.00	\$ 0.00	\$ 0.00	\$ 0.00
4900 Other Facilities Acquisition and Const. Services	\$ 0.00	\$ 0.00	\$ 0.00	\$ 0.00
TOTAL	\$ 0.00	\$ 0.00	\$ 0.00	\$ 60,000.00
5000 OTHER OUTLAYS:				
5100 Debt Service	\$ 0.00	\$ 0.00	\$ 0.00	\$ 0.00
5200 Reimbursement (Child Nutrition Fund)	\$ 0.00	\$ 0.00	\$ 0.00	\$ 0.00
5300 Clearing Account	\$ 0.00	\$ 0.00	\$ 0.00	\$ 0.00
5400 Indirect Cost Entitlement	\$ 0.00	\$ 0.00	\$ 0.00	\$ 0.00
5500 Private Nonprofit Schools	\$ 0.00	\$ 0.00	\$ 0.00	\$ 0.00
5600 Correcting Entry	\$ 0.00	\$ 0.00	\$ 0.00	\$ 314.99
TOTAL	\$ 0.00	\$ 0.00	\$ 0.00	\$ 314.99
7000 OTHER USES	\$ 0.00	\$ 263.74	\$ (263.74)	\$ 247,442.88
8000 REPAYMENTS	\$ 0.00	\$ 0.00	\$ 0.00	\$ 0.00
TOTAL GENERAL FUND	\$ 93,694.59	\$ 81,277.05	\$ 12,417.54	\$ 9,809,745.18
Bank Fees and Cash Charges	\$ 0.00	\$ 0.00	\$ 0.00	\$ 0.00
Provision for Interest on Warrants	\$ 0.00	\$ 0.00	\$ 0.00	\$ 0.00
GRAND TOTAL	\$ 93,694.59	\$ 81,277.05	\$ 12,417.54	\$ 9,809,745.18

ESTIMATE OF NEEDS FOR THE FISCAL YEAR 2016-2017	
PURPOSE:	
Current Expense	
Interest	
Pro rata share of County Assessor's Budget as determined by County Excise Board	
GRAND TOTAL - Home School	

S.A. & I. Form 2661R06 Entity: Caddo/Kiowa Technology Center AVTS #2, Caddo

1-Sep-2016

GENERAL FUND ACCOUNTS COVERING THE PERIOD JULY 1, 2015 TO JUNE 30, 2016
ESTIMATE OF NEEDS FOR 2016-2017

EXHIBIT "A"

Page 12

FISCAL YEAR ENDING JUNE 30, 2016						FISCAL YEAR 2015-2016
APPROPRIATIONS		NET AMOUNT	WARRANTS ISSUED	RESERVES	LAPSED BALANCE KNOWN TO BE UNENCUMBERED	EXPENDITURES FOR CURRENT EXPENSE PURPOSES
SUPPLEMENTAL ADJUSTMENTS ADDED	CANCELLED					
\$ 0.00	\$ 0.00	\$ 4,520,486.07	\$ 3,764,705.51	\$ 12,004.50	\$ 743,776.06	\$ 3,776,710.01
\$ 0.00	\$ 0.00	\$ 224,534.15	\$ 191,354.17	\$ 1,179.95	\$ 32,000.03	\$ 192,534.12
\$ 0.00	\$ 0.00	\$ 106,435.21	\$ 84,823.90	\$ 2,950.00	\$ 18,661.31	\$ 87,773.90
\$ 0.00	\$ 0.00	\$ 136,226.89	\$ 232,227.27	\$ 100.00	\$ (96,100.38)	\$ 232,327.27
\$ 0.00	\$ 0.00	\$ 345,708.38	\$ 678,487.78	\$ 0.00	\$ (332,779.40)	\$ 678,487.78
\$ 0.00	\$ 0.00	\$ 1,433,227.55	\$ 1,310,716.64	\$ 5,327.75	\$ 117,183.16	\$ 1,316,044.39
\$ 0.00	\$ 0.00	\$ 1,580,622.40	\$ 1,021,101.13	\$ 1,725.00	\$ 557,796.27	\$ 1,022,826.13
\$ 0.00	\$ 0.00	\$ 294,642.03	\$ 241,218.42	\$ 7,000.00	\$ 46,423.61	\$ 248,218.42
\$ 0.00	\$ 0.00	\$ 0.00	\$ 0.00	\$ 0.00	\$ 0.00	\$ 0.00
\$ 0.00	\$ 0.00	\$ 0.00	\$ 0.00	\$ 0.00	\$ 0.00	\$ 0.00
\$ 0.00	\$ 0.00	\$ 4,121,396.61	\$ 3,759,929.31	\$ 18,282.70	\$ 343,184.60	\$ 3,778,212.01
\$ 0.00	\$ 0.00	\$ 132,000.00	\$ 133,663.87	\$ 0.00	\$ (1,663.87)	\$ 133,663.87
\$ 0.00	\$ 0.00	\$ 728,104.63	\$ 579,668.63	\$ 994.37	\$ 147,441.63	\$ 580,663.00
\$ 0.00	\$ 0.00	\$ 0.00	\$ 0.00	\$ 0.00	\$ 0.00	\$ 0.00
\$ 0.00	\$ 0.00	\$ 860,104.63	\$ 713,332.50	\$ 994.37	\$ 145,777.76	\$ 714,326.87
\$ 0.00	\$ 0.00	\$ 0.00	\$ 0.00	\$ 0.00	\$ 0.00	\$ 0.00
\$ 0.00	\$ 0.00	\$ 0.00	\$ 0.00	\$ 0.00	\$ 0.00	\$ 0.00
\$ 0.00	\$ 0.00	\$ 60,000.00	\$ 2,920.50	\$ 0.00	\$ 57,079.50	\$ 2,920.50
\$ 0.00	\$ 0.00	\$ 0.00	\$ 0.00	\$ 0.00	\$ 0.00	\$ 0.00
\$ 0.00	\$ 0.00	\$ 0.00	\$ 0.00	\$ 0.00	\$ 0.00	\$ 0.00
\$ 0.00	\$ 0.00	\$ 0.00	\$ 0.00	\$ 0.00	\$ 0.00	\$ 0.00
\$ 0.00	\$ 0.00	\$ 0.00	\$ 0.00	\$ 0.00	\$ 0.00	\$ 0.00
\$ 0.00	\$ 0.00	\$ 0.00	\$ 0.00	\$ 0.00	\$ 0.00	\$ 0.00
\$ 0.00	\$ 0.00	\$ 0.00	\$ 0.00	\$ 0.00	\$ 0.00	\$ 0.00
\$ 0.00	\$ 0.00	\$ 60,000.00	\$ 2,920.50	\$ 0.00	\$ 57,079.50	\$ 2,920.50
\$ 0.00	\$ 0.00	\$ 0.00	\$ 0.00	\$ 0.00	\$ 0.00	\$ 0.00
\$ 0.00	\$ 0.00	\$ 0.00	\$ 0.00	\$ 0.00	\$ 0.00	\$ 0.00
\$ 0.00	\$ 0.00	\$ 0.00	\$ 0.00	\$ 0.00	\$ 0.00	\$ 0.00
\$ 0.00	\$ 0.00	\$ 0.00	\$ 0.00	\$ 0.00	\$ 0.00	\$ 0.00
\$ 0.00	\$ 0.00	\$ 0.00	\$ 0.00	\$ 0.00	\$ 0.00	\$ 0.00
\$ 0.00	\$ 0.00	\$ 314.99	\$ 314.99	\$ 0.00	\$ 0.00	\$ 314.99
\$ 0.00	\$ 0.00	\$ 314.99	\$ 314.99	\$ 0.00	\$ 0.00	\$ 314.99
\$ 0.00	\$ 0.00	\$ 247,442.88	\$ 207,732.07	\$ 0.00	\$ 39,710.81	\$ 207,732.07
\$ 0.00	\$ 0.00	\$ 0.00	\$ 0.00	\$ 0.00	\$ 0.00	\$ 0.00
\$ 0.00	\$ 0.00	\$ 9,809,745.18	\$ 8,448,934.88	\$ 31,281.57	\$ 1,329,528.73	\$ 8,480,216.45
\$ 0.00	\$ 0.00	\$ 0.00	\$ 0.00	\$ 0.00	\$ 0.00	\$ 0.00
\$ 0.00	\$ 0.00	\$ 0.00	\$ 0.00	\$ 0.00	\$ 0.00	\$ 0.00
\$ 0.00	\$ 0.00	\$ 9,809,745.18	\$ 8,448,934.88	\$ 31,281.57	\$ 1,329,528.73	\$ 8,480,216.45

		Estimate of Needs by Governing Board	Approved by County Excise Board
		\$ 10,152,850.93	\$ 10,152,850.93
		\$ 0.00	\$ 0.00
		\$ 0.00	\$ 0.00
		\$ 10,152,850.93	\$ 10,152,850.93

S.A. & I. Form 2661R06 Entity: Caddo/Kiowa Technology Center AVTS #2, Caddo

1-Sep-2016

BUILDING FUND ACCOUNTS COVERING THE PERIOD JULY 1, 2015 TO JUNE 30, 2016
ESTIMATE OF NEEDS FOR 2016-2017

EXHIBIT "B"

Page 13

Schedule 1, Current Balance Sheet - June 30, 2016		Amount
ASSETS:		
Cash Balance June 30, 2016		\$ 384,368.03
Investments		\$ 800,762.86
TOTAL ASSETS		\$ 1,185,130.89
LIABILITIES AND RESERVES:		
Warrants Outstanding		\$ 2,217.60
Reserve for Interest on Warrants		\$ 0.00
Reserves From Schedule 8		\$ 0.00
TOTAL LIABILITIES AND RESERVES		\$ 2,217.60
CASH FUND BALANCE JUNE 30, 2016		\$ 1,182,913.29
TOTAL LIABILITIES, RESERVES AND CASH FUND BALANCE		\$ 1,185,130.89

Schedule 2, Revenue and Requirements - 2015-2016		
	Detail	Total
REVENUE:		
Cash Balance June 30, 2015	\$ 1,190,536.83	
Cash Fund Balance Transferred From Prior Years	\$ 43,034.16	
Current Ad Valorem Tax Apportioned	\$ 201,440.62	
Miscellaneous Revenue Apportioned	\$ 17,295.58	
TOTAL REVENUE		\$ 1,452,307.19
REQUIREMENTS:		
Claims Paid by Warrants Issued & Transfer Fees Apportioned	\$ 269,393.90	
Reserves From Schedule 8	\$ 0.00	
Interest Paid on Warrants	\$ 0.00	
Bank Fees and Cash Charges	\$ 0.00	
Reserve for Interest on Warrants	\$ 0.00	
TOTAL REQUIREMENTS		\$ 269,393.90
ADD: Cash Fund Balance as Per Balance Sheet 6-30-2016		\$ 1,182,913.29
TOTAL REQUIREMENTS AND CASH FUND BALANCE		\$ 1,452,307.19

Schedule 3, Cash Fund Balance Analysis - June 30, 2016		Amount
ADDITIONS:		
Miscellaneous Revenue Collected in Excess of Estimates-Net		\$ (27,969.38)
Warrants Estopped, Cancelled or Converted		\$ 0.00
Fiscal Year 2015-16 Lapsed Appropriations		\$ 1,190,019.32
Fiscal Year 2014-15 Lapsed Appropriations		\$ 4,000.00
Ad Valorem Tax Collections in Excess of Estimates		\$ 0.00
Prior Year Ad Valorem Tax		\$ 39,034.16
TOTAL ADDITIONS		\$ 1,205,084.10
DEDUCTIONS:		
Supplemental Appropriations		\$ 0.00
Current Tax in Process of Collection		\$ 22,170.81
TOTAL DEDUCTIONS		\$ 22,170.81
Cash Fund Balance as per Balance Sheet 6-30-2016		\$ 1,182,913.29
Composition of Cash Fund Balance		
Cash		\$ 1,182,913.29
Cash Fund Balance as per Balance Sheet 6-30-2016		\$ 1,182,913.29

BUILDING FUND ACCOUNTS COVERING THE PERIOD JULY 1, 2015 TO JUNE 30, 2016
ESTIMATE OF NEEDS FOR 2016-2017

EXHIBIT "B"

Page 14

Schedule 4, Miscellaneous Revenue		
SOURCE	2015-16 ACCOUNT	
	AMOUNT ESTIMATED	ACTUALLY COLLECTED
1000 DISTRICT SOURCES OF REVENUE:		
1200 Tuition & Fees	\$ 0.00	\$ 0.00
1300 Earnings on Investments and Bond Sales	\$ 20,000.00	\$ 17,295.58
1400 Rental, Disposals and Commissions	\$ 0.00	\$ 0.00
1500 Reimbursements	\$ 0.00	\$ 0.00
1600 Other Local Sources of Revenue	\$ 0.00	\$ 0.00
1700 Child Nutrition Programs	\$ 0.00	\$ 0.00
1800 Athletics	\$ 0.00	\$ 0.00
TOTAL	\$ 20,000.00	\$ 17,295.58
2000 INTERMEDIATE SOURCES OF REVENUE:		
TOTAL	\$ 0.00	\$ 0.00
3000 STATE SOURCES OF REVENUE:		
3100 Total Dedicated Revenue	\$ 0.00	\$ 0.00
3200 Total State Aid - General Operations - Non Categorical	\$ 0.00	\$ 0.00
3300 State Aid - Competitive Grants - Categorical	\$ 0.00	\$ 0.00
3400 State - Categorical	\$ 0.00	\$ 0.00
3500 Special Programs	\$ 0.00	\$ 0.00
3600 Other State Sources of Revenue	\$ 0.00	\$ 0.00
3700 Child Nutrition Programs	\$ 0.00	\$ 0.00
3810 Series	\$ 0.00	\$ 0.00
3830 Industry Training	\$ 0.00	\$ 0.00
3840 Adult Training	\$ 0.00	\$ 0.00
3860 Other State Vocational Aid	\$ 0.00	\$ 0.00
3870 Series	\$ 0.00	\$ 0.00
3890 Capital Outlay	\$ 0.00	\$ 0.00
3800 Total State Vocational Programs - Multi Source	\$ 0.00	\$ 0.00
TOTAL	\$ 0.00	\$ 0.00
4000 Federal Sources of Revenue		
4100 Grants-In-Aid Direct From The Federal Government	\$ 0.00	\$ 0.00
4200 Disadvantaged Students	\$ 0.00	\$ 0.00
4300 Individuals With Disabilities	\$ 0.00	\$ 0.00
4400 No Child Left Behind	\$ 0.00	\$ 0.00
4500 Grants-In-Aid Passed Through Other State/Intermediate Sources	\$ 0.00	\$ 0.00
4600 Other Federal Sources Passed Through State Dept Of Education	\$ 0.00	\$ 0.00
4700 Child Nutrition Programs	\$ 0.00	\$ 0.00
4810 Series	\$ 0.00	\$ 0.00
4820 Carl D. Perkins Vocational & Applied Technology Ed. Act.	\$ 0.00	\$ 0.00
4830 Industry Training	\$ 0.00	\$ 0.00
4840 Adult Training	\$ 0.00	\$ 0.00
4850 Job Training Partnership Act	\$ 0.00	\$ 0.00
4860 Other Federal Vocational Aid	\$ 0.00	\$ 0.00
4870 Series	\$ 0.00	\$ 0.00
4890 Capital Outlay	\$ 0.00	\$ 0.00
4800 Total Federal Vocational Education	\$ 0.00	\$ 0.00
TOTAL	\$ 0.00	\$ 0.00
5000 NON-REVENUE RECEIPTS:		
5100 Return of Assets	\$ 25,264.96	\$ 0.00
GRAND TOTAL	\$ 45,264.96	\$ 17,295.58

S.A. & I. Form 2661R06 Entity: Caddo/Kiowa Technology Center AVTS #2, Caddo

1-Sep-2016

BUILDING FUND ACCOUNTS COVERING THE PERIOD JULY 1, 2015 TO JUNE 30, 2016
ESTIMATE OF NEEDS FOR 2016-2017

EXHIBIT "B"

Page 16

Schedule 5, Expenditures Building Fund Cash Accounts of Current and all Prior Years	
CURRENT AND ALL PRIOR YEARS	2015-16
Cash Balance Reported to Excise Board 6-30-2015	\$ 0.00
Cash Fund Balance Transferred Out	
Cash Fund Balance Transferred In	\$ 1,190,536.83
Adjusted Cash Balance	\$ 1,190,536.83
Ad Valorem Tax Apportioned To Year In Caption	\$ 201,440.62
Miscellaneous Revenue (Schedule 4)	\$ 17,295.58
Cash Fund Balance Forward From Preceding Year	\$ 43,034.16
Prior Expenditures Recovered	\$ 0.00
TOTAL RECEIPTS	\$ 261,770.36
TOTAL RECEIPTS AND BALANCE	\$ 1,452,307.19
Warrants Paid of Year in Caption	\$ 267,176.30
Interest Paid Thereon	\$ 0.00
Bank Fees and Cash Charges	\$ 0.00
TOTAL DISBURSEMENTS	\$ 267,176.30
CASH BALANCE JUNE 30, 2016	\$ 1,185,130.89
Reserve for Warrants Outstanding	\$ 2,217.60
Reserve for Interest on Warrants	\$ 0.00
Reserves From Schedule 8	\$ 0.00
TOTAL LIABILITIES AND RESERVE	\$ 2,217.60
DEFICIT: (Red Figure)	\$ 0.00
CASH FUND BALANCE FORWARD TO SUCCEEDING YEAR	\$ 1,182,913.29

Schedule 6, Building Fund Warrant Account of Current and All Prior Years	
CURRENT AND ALL PRIOR YEARS	2015-16
Warrants Outstanding 6-30 of Year in Caption	
Warrants Registered During Year	\$ 269,393.90
TOTAL	\$ 269,393.90
Warrants Paid During Year	\$ 267,176.30
Warrants Converted to Bonds or Judgments	\$ 0.00
Warrants Cancelled	\$ 0.00
Warrants estopped by Statute	\$ 0.00
TOTAL WARRANTS RETIRED	\$ 267,176.30
BALANCE WARRANTS OUTSTANDING JUNE 30, 2016	\$ 2,217.60

Schedule 7, 2015 Ad Valorem Tax Account			
2015 Net Valuation Certified To County Excise Board	\$ 239,026,172.00	1.020 Mills	Amount
Total Proceeds of Levy as Certified			\$ 245,921.45
Additions:			\$ 0.00
Deductions:			\$ 0.00
Gross Balance Tax			\$ 245,921.45
Less Reserve for Delinquent Tax			\$ 22,310.02
Reserve for Protests Pending			\$ 0.00
Balance Available Tax			\$ 223,611.43
Deduct 2015 Tax Apportioned			\$ 201,440.62
Net Balance 2015 Tax in Process of Collection			\$ 22,170.81
Excess Collections			\$ 0.00

BUILDING FUND ACCOUNTS COVERING THE PERIOD JULY 1, 2015 TO JUNE 30, 2016
ESTIMATE OF NEEDS FOR 2016-2017

EXHIBIT "B"

Page 18

Schedule 8, Report of Prior Year Expenditures				
APPROPRIATED ACCOUNTS	FISCAL YEAR ENDING JUNE 30, 2015			APPROPRIATIONS ORIGINAL
	RESERVES 06-30-2015	WARRANTS SINCE ISSUED	BALANCE LAPSED APPROPRIATIONS	
1000 INSTRUCTION	\$ 0.00	\$ 0.00	\$ 0.00	\$ 1,104,283.77
2000 SUPPORT SERVICES:				
2100 Support Services - Students	\$ 0.00	\$ 0.00	\$ 0.00	\$ 0.00
2200 Support Services - Instructional Staff	\$ 0.00	\$ 0.00	\$ 0.00	\$ 0.00
2300 Support Services - General Administration	\$ 0.00	\$ 0.00	\$ 0.00	\$ 0.00
2400 Support Services - School Administration	\$ 0.00	\$ 0.00	\$ 0.00	\$ 0.00
2500 Support Services - Business	\$ 0.00	\$ 0.00	\$ 0.00	\$ 158,879.45
2600 Operations And Maintenance of Plant Services	\$ 4,000.00	\$ 0.00	\$ 4,000.00	\$ 196,250.00
2700 Student Transportation Services	\$ 0.00	\$ 0.00	\$ 0.00	\$ 0.00
2800 Support Services - Central	\$ 0.00	\$ 0.00	\$ 0.00	\$ 0.00
2900 Other Support Services	\$ 0.00	\$ 0.00	\$ 0.00	\$ 0.00
TOTAL	\$ 4,000.00	\$ 0.00	\$ 4,000.00	\$ 355,129.45
3000 OPERATION OF NON-INSTRUCTION SERVICES:				
3100 Child Nutrition Programs Operations	\$ 0.00	\$ 0.00	\$ 0.00	\$ 0.00
3200 Other Enterprise Service Operations	\$ 0.00	\$ 0.00	\$ 0.00	\$ 0.00
3300 Community Services Operations	\$ 0.00	\$ 0.00	\$ 0.00	\$ 0.00
TOTAL	\$ 0.00	\$ 0.00	\$ 0.00	\$ 0.00
4000 FACILITIES ACQUISITION & CONSTRUCTION SERVICES:				
4100 Supv. of Facilities Acquisition and Construction	\$ 0.00	\$ 0.00	\$ 0.00	\$ 0.00
4200 Site Acquisition Services	\$ 0.00	\$ 0.00	\$ 0.00	\$ 0.00
4300 Site Improvement Services	\$ 0.00	\$ 0.00	\$ 0.00	\$ 0.00
4400 Architecture and Engineering Services	\$ 0.00	\$ 0.00	\$ 0.00	\$ 0.00
4500 Educational Specifications Development Services	\$ 0.00	\$ 0.00	\$ 0.00	\$ 0.00
4600 Building Acquisition and Construction Services	\$ 0.00	\$ 0.00	\$ 0.00	\$ 0.00
4700 Building Improvement Services	\$ 0.00	\$ 0.00	\$ 0.00	\$ 0.00
4900 Other Facilities Acquisition and Const. Services	\$ 0.00	\$ 0.00	\$ 0.00	\$ 0.00
TOTAL	\$ 0.00	\$ 0.00	\$ 0.00	\$ 0.00
5000 OTHER OUTLAYS:				
5100 Debt Service	\$ 0.00	\$ 0.00	\$ 0.00	\$ 0.00
5200 Reimbursement (Child Nutrition Fund)	\$ 0.00	\$ 0.00	\$ 0.00	\$ 0.00
5300 Clearing Account	\$ 0.00	\$ 0.00	\$ 0.00	\$ 0.00
5400 Indirect Cost Entitlement	\$ 0.00	\$ 0.00	\$ 0.00	\$ 0.00
5500 Private Nonprofit Schools	\$ 0.00	\$ 0.00	\$ 0.00	\$ 0.00
5600 Correcting Entry	\$ 0.00	\$ 0.00	\$ 0.00	\$ 0.00
TOTAL	\$ 0.00	\$ 0.00	\$ 0.00	\$ 0.00
7000 OTHER USES	\$ 0.00	\$ 0.00	\$ 0.00	\$ 0.00
8000 REPAYMENTS	\$ 0.00	\$ 0.00	\$ 0.00	\$ 0.00
TOTAL BUILDING FUND	\$ 4,000.00	\$ 0.00	\$ 4,000.00	\$ 1,459,413.22
Bank Fees and Cash Charges	\$ 0.00	\$ 0.00	\$ 0.00	\$ 0.00
Provision for Interest on Warrants	\$ 0.00	\$ 0.00	\$ 0.00	\$ 0.00
GRAND TOTAL	\$ 4,000.00	\$ 0.00	\$ 4,000.00	\$ 1,459,413.22

ESTIMATE OF NEEDS FOR THE FISCAL YEAR 2016-2017
PURPOSE:
Current Expense
Interest
Pro rata share of County Assessor's Budget by County Excise Board
GRAND TOTAL - Home School

S.A. & I. Form 2661R06 Entity: Caddo/Kiowa Technology Center AVTS #2, Caddo

1-Sep-2016

BUILDING FUND ACCOUNTS COVERING THE PERIOD JULY 1, 2015 TO JUNE 30, 2016
ESTIMATE OF NEEDS FOR 2016-2017

EXHIBIT "B"

Page 19

FISCAL YEAR ENDING JUNE 30, 2016						FISCAL YEAR 2015-2016
APPROPRIATIONS			WARRANTS ISSUED	RESERVES	LAPSED BALANCE KNOWN TO BE UNENCUMBERED	EXPENDITURES FOR CURRENT EXPENSE PURPOSES
SUPPLEMENTAL ADJUSTMENTS		NET AMOUNT				
ADDED	CANCELLED					
\$ 0.00	\$ 0.00	\$ 1,104,283.77	\$ 0.00	\$ 0.00	\$ 1,104,283.77	\$ 0.00
\$ 0.00	\$ 0.00	\$ 0.00	\$ 0.00	\$ 0.00	\$ 0.00	\$ 0.00
\$ 0.00	\$ 0.00	\$ 0.00	\$ 0.00	\$ 0.00	\$ 0.00	\$ 0.00
\$ 0.00	\$ 0.00	\$ 0.00	\$ 0.00	\$ 0.00	\$ 0.00	\$ 0.00
\$ 0.00	\$ 0.00	\$ 158,879.45	\$ 181,174.31	\$ 0.00	\$ (22,294.86)	\$ 181,174.31
\$ 0.00	\$ 0.00	\$ 196,250.00	\$ 88,219.59	\$ 0.00	\$ 108,030.41	\$ 88,219.59
\$ 0.00	\$ 0.00	\$ 0.00	\$ 0.00	\$ 0.00	\$ 0.00	\$ 0.00
\$ 0.00	\$ 0.00	\$ 0.00	\$ 0.00	\$ 0.00	\$ 0.00	\$ 0.00
\$ 0.00	\$ 0.00	\$ 355,129.45	\$ 269,393.90	\$ 0.00	\$ 85,735.55	\$ 269,393.90
\$ 0.00	\$ 0.00	\$ 0.00	\$ 0.00	\$ 0.00	\$ 0.00	\$ 0.00
\$ 0.00	\$ 0.00	\$ 0.00	\$ 0.00	\$ 0.00	\$ 0.00	\$ 0.00
\$ 0.00	\$ 0.00	\$ 0.00	\$ 0.00	\$ 0.00	\$ 0.00	\$ 0.00
\$ 0.00	\$ 0.00	\$ 0.00	\$ 0.00	\$ 0.00	\$ 0.00	\$ 0.00
\$ 0.00	\$ 0.00	\$ 0.00	\$ 0.00	\$ 0.00	\$ 0.00	\$ 0.00
\$ 0.00	\$ 0.00	\$ 0.00	\$ 0.00	\$ 0.00	\$ 0.00	\$ 0.00
\$ 0.00	\$ 0.00	\$ 0.00	\$ 0.00	\$ 0.00	\$ 0.00	\$ 0.00
\$ 0.00	\$ 0.00	\$ 0.00	\$ 0.00	\$ 0.00	\$ 0.00	\$ 0.00
\$ 0.00	\$ 0.00	\$ 0.00	\$ 0.00	\$ 0.00	\$ 0.00	\$ 0.00
\$ 0.00	\$ 0.00	\$ 0.00	\$ 0.00	\$ 0.00	\$ 0.00	\$ 0.00
\$ 0.00	\$ 0.00	\$ 0.00	\$ 0.00	\$ 0.00	\$ 0.00	\$ 0.00
\$ 0.00	\$ 0.00	\$ 0.00	\$ 0.00	\$ 0.00	\$ 0.00	\$ 0.00
\$ 0.00	\$ 0.00	\$ 0.00	\$ 0.00	\$ 0.00	\$ 0.00	\$ 0.00
\$ 0.00	\$ 0.00	\$ 0.00	\$ 0.00	\$ 0.00	\$ 0.00	\$ 0.00
\$ 0.00	\$ 0.00	\$ 0.00	\$ 0.00	\$ 0.00	\$ 0.00	\$ 0.00
\$ 0.00	\$ 0.00	\$ 0.00	\$ 0.00	\$ 0.00	\$ 0.00	\$ 0.00
\$ 0.00	\$ 0.00	\$ 0.00	\$ 0.00	\$ 0.00	\$ 0.00	\$ 0.00
\$ 0.00	\$ 0.00	\$ 0.00	\$ 0.00	\$ 0.00	\$ 0.00	\$ 0.00
\$ 0.00	\$ 0.00	\$ 0.00	\$ 0.00	\$ 0.00	\$ 0.00	\$ 0.00
\$ 0.00	\$ 0.00	\$ 0.00	\$ 0.00	\$ 0.00	\$ 0.00	\$ 0.00
\$ 0.00	\$ 0.00	\$ 0.00	\$ 0.00	\$ 0.00	\$ 0.00	\$ 0.00
\$ 0.00	\$ 0.00	\$ 0.00	\$ 0.00	\$ 0.00	\$ 0.00	\$ 0.00
\$ 0.00	\$ 0.00	\$ 0.00	\$ 0.00	\$ 0.00	\$ 0.00	\$ 0.00
\$ 0.00	\$ 0.00	\$ 0.00	\$ 0.00	\$ 0.00	\$ 0.00	\$ 0.00
\$ 0.00	\$ 0.00	\$ 1,459,413.22	\$ 269,393.90	\$ 0.00	\$ 1,190,019.32	\$ 269,393.90
\$ 0.00	\$ 0.00	\$ 0.00	\$ 0.00	\$ 0.00	\$ 0.00	\$ 0.00
\$ 0.00	\$ 0.00	\$ 0.00	\$ 0.00	\$ 0.00	\$ 0.00	\$ 0.00
\$ 0.00	\$ 0.00	\$ 1,459,413.22	\$ 269,393.90	\$ 0.00	\$ 1,190,019.32	\$ 269,393.90

	Estimate of Needs by Governing Board	Approved by County Excise Board
	\$ 1,461,548.74	\$ 1,461,548.74
	\$ 0.00	\$ 0.00
	\$ 0.00	\$ 0.00
	\$ 1,461,548.74	\$ 1,461,548.74

S.A. & I. Form 2661R06 Entity: Caddo/Kiowa Technology Center AVTS #2, Caddo

1-Sep-2016

EXPENDABLE TRUST FUND ACCOUNTS COVERING THE PERIOD JULY 1, 2015 TO JUNE 30, 2016
ESTIMATE OF NEEDS FOR 2016-2017

EXHIBIT "J"

Page 50

Expendable Trust Fund Accounts:	Total Fund 2015-2016 Amount	Fund 2015-2016 Amount	Fund 2015-2016 Amount
Schedule I, Current Balance Sheet - June 30, 2016			
CURRENT YEAR			
ASSETS:			
Cash Balance June 30, 2016	\$ 0.00	\$ 0.00	\$ 0.00
Investments	\$ 900,000.00	\$ 0.00	\$ 0.00
TOTAL ASSETS	\$ 900,000.00	\$ 0.00	\$ 0.00
LIABILITIES AND RESERVES:			
Warrants Outstanding	\$ 0.00	\$ 0.00	\$ 0.00
Reserve for Interest on Warrants	\$ 0.00	\$ 0.00	\$ 0.00
Reserves From Schedule 8	\$ 0.00	\$ 0.00	\$ 0.00
TOTAL LIABILITIES AND RESERVES	\$ 0.00	\$ 0.00	\$ 0.00
CASH FUND BALANCE JUNE 30, 2016	\$ 900,000.00	\$ 0.00	\$ 0.00
TOTAL LIABILITIES, RESERVES AND CASH FUND BALANCE	\$ 900,000.00	\$ 0.00	\$ 0.00

Schedule 5, Expenditures Expendable Trust Fund Accounts of Current Year	2015-2016 Amount	2015-2016 Amount	2015-2016 Amount
CURRENT YEAR			
Cash Balance Reported to Excise Board 6-30-2015	\$ 900,000.00	\$ 0.00	\$ 0.00
Cash Fund Balance Transferred Out			
Cash Fund Balance Transferred In	\$ 0.00	\$ 0.00	\$ 0.00
Adjusted Cash Balance	\$ 900,000.00	\$ 0.00	\$ 0.00
Miscellaneous Revenue (Schedule 4)	\$ 0.00	\$ 0.00	\$ 0.00
Cash Fund Balance Forward From Preceding Year	\$ 0.00	\$ 0.00	\$ 0.00
Prior Expenditures Recovered	\$ 0.00	\$ 0.00	\$ 0.00
TOTAL RECEIPTS	\$ 0.00	\$ 0.00	\$ 0.00
TOTAL RECEIPTS AND BALANCE	\$ 900,000.00	\$ 0.00	\$ 0.00
Warrants Paid of Year in Caption	\$ 0.00	\$ 0.00	\$ 0.00
Interest Paid Thereon	\$ 0.00	\$ 0.00	\$ 0.00
TOTAL DISBURSEMENTS	\$ 0.00	\$ 0.00	\$ 0.00
CASH BALANCE JUNE 30, 2016	\$ 900,000.00	\$ 0.00	\$ 0.00
Reserve for Warrants Outstanding	\$ 0.00	\$ 0.00	\$ 0.00
Reserve for Interest on Warrants	\$ 0.00	\$ 0.00	\$ 0.00
Reserves From Schedule 8	\$ 0.00	\$ 0.00	\$ 0.00
TOTAL LIABILITIES AND RESERVE	\$ 0.00	\$ 0.00	\$ 0.00
DEFICIT: (Red Figure)	\$ 0.00	\$ 0.00	\$ 0.00
CASH FUND BALANCE FORWARD TO SUCCEEDING YEAR	\$ 900,000.00	\$ 0.00	\$ 0.00

Schedule 6, Enterprise Fund Warrant Account of Current Year	2015-2016 Amount	2015-2016 Amount	2015-2016 Amount
CURRENT AND ALL PRIOR YEARS			
Warrants Outstanding 6-30 of Year in Caption	\$ 0.00	\$ 0.00	\$ 0.00
Warrants Registered During Year	\$ 0.00	\$ 0.00	\$ 0.00
TOTAL	\$ 0.00	\$ 0.00	\$ 0.00
Warrants Paid During Year	\$ 0.00	\$ 0.00	\$ 0.00
Warrants Converted to Bonds or Judgments	\$ 0.00	\$ 0.00	\$ 0.00
Warrants Cancelled	\$ 0.00	\$ 0.00	\$ 0.00
Warrants estopped by Statute	\$ 0.00	\$ 0.00	\$ 0.00
TOTAL WARRANTS RETIRED	\$ 0.00	\$ 0.00	\$ 0.00
BALANCE WARRANTS OUTSTANDING JUNE 30, 2016	\$ 0.00	\$ 0.00	\$ 0.00

S.A. & I. Form 2661R06 Entity: Caddo/Kiowa Technology Center AVTS #2, Caddo

1-Sep-2016

EXPENDABLE TRUST FUND ACCOUNTS COVERING THE PERIOD JULY 1, 2015 TO JUNE 30, 2016
ESTIMATE OF NEEDS FOR 2016-2017

EXHIBIT "J"

Page 51

Fund 2015-2016 Amount	Fund 2015-2016 Amount	Fund 2015-2016 Amount	Fund 2015-2016 Amount	Fund 2015-2016 Amount	Fund 2015-2016 Amount	TOTAL
\$ 0.00	\$ 0.00	\$ 0.00	\$ 0.00	\$ 0.00	\$ 0.00	\$ 0.00
\$ 0.00	\$ 0.00	\$ 0.00	\$ 0.00	\$ 0.00	\$ 0.00	\$ 900,000.00
\$ 0.00	\$ 0.00	\$ 0.00	\$ 0.00	\$ 0.00	\$ 0.00	\$ 900,000.00
\$ 0.00	\$ 0.00	\$ 0.00	\$ 0.00	\$ 0.00	\$ 0.00	\$ 0.00
\$ 0.00	\$ 0.00	\$ 0.00	\$ 0.00	\$ 0.00	\$ 0.00	\$ 0.00
\$ 0.00	\$ 0.00	\$ 0.00	\$ 0.00	\$ 0.00	\$ 0.00	\$ 0.00
\$ 0.00	\$ 0.00	\$ 0.00	\$ 0.00	\$ 0.00	\$ 0.00	\$ 900,000.00
\$ 0.00	\$ 0.00	\$ 0.00	\$ 0.00	\$ 0.00	\$ 0.00	\$ 900,000.00

2015-2016 Amount	2015-2016 Amount	2015-2016 Amount	2015-2016 Amount	2015-2016 Amount	2015-2016 Amount	TOTAL
\$ 0.00	\$ 0.00	\$ 0.00	\$ 0.00	\$ 0.00	\$ 0.00	\$ 900,000.00
						\$ 0.00
\$ 0.00	\$ 0.00	\$ 0.00	\$ 0.00	\$ 0.00	\$ 0.00	\$ 0.00
\$ 0.00	\$ 0.00	\$ 0.00	\$ 0.00	\$ 0.00	\$ 0.00	\$ 900,000.00
\$ 0.00	\$ 0.00	\$ 0.00	\$ 0.00	\$ 0.00	\$ 0.00	\$ 0.00
\$ 0.00	\$ 0.00	\$ 0.00	\$ 0.00	\$ 0.00	\$ 0.00	\$ 0.00
\$ 0.00	\$ 0.00	\$ 0.00	\$ 0.00	\$ 0.00	\$ 0.00	\$ 0.00
\$ 0.00	\$ 0.00	\$ 0.00	\$ 0.00	\$ 0.00	\$ 0.00	\$ 900,000.00
\$ 0.00	\$ 0.00	\$ 0.00	\$ 0.00	\$ 0.00	\$ 0.00	\$ 0.00
\$ 0.00	\$ 0.00	\$ 0.00	\$ 0.00	\$ 0.00	\$ 0.00	\$ 0.00
\$ 0.00	\$ 0.00	\$ 0.00	\$ 0.00	\$ 0.00	\$ 0.00	\$ 0.00
\$ 0.00	\$ 0.00	\$ 0.00	\$ 0.00	\$ 0.00	\$ 0.00	\$ 0.00
\$ 0.00	\$ 0.00	\$ 0.00	\$ 0.00	\$ 0.00	\$ 0.00	\$ 0.00
\$ 0.00	\$ 0.00	\$ 0.00	\$ 0.00	\$ 0.00	\$ 0.00	\$ 0.00
\$ 0.00	\$ 0.00	\$ 0.00	\$ 0.00	\$ 0.00	\$ 0.00	\$ 0.00
\$ 0.00	\$ 0.00	\$ 0.00	\$ 0.00	\$ 0.00	\$ 0.00	\$ 900,000.00

2015-2016 Amount	2015-2016 Amount	2015-2016 Amount	2015-2016 Amount	2015-2016 Amount	2015-2016 Amount	Total
\$ 0.00	\$ 0.00	\$ 0.00	\$ 0.00	\$ 0.00	\$ 0.00	\$ 0.00
\$ 0.00	\$ 0.00	\$ 0.00	\$ 0.00	\$ 0.00	\$ 0.00	\$ 0.00
\$ 0.00	\$ 0.00	\$ 0.00	\$ 0.00	\$ 0.00	\$ 0.00	\$ 0.00
\$ 0.00	\$ 0.00	\$ 0.00	\$ 0.00	\$ 0.00	\$ 0.00	\$ 0.00
\$ 0.00	\$ 0.00	\$ 0.00	\$ 0.00	\$ 0.00	\$ 0.00	\$ 0.00
\$ 0.00	\$ 0.00	\$ 0.00	\$ 0.00	\$ 0.00	\$ 0.00	\$ 0.00
\$ 0.00	\$ 0.00	\$ 0.00	\$ 0.00	\$ 0.00	\$ 0.00	\$ 0.00
\$ 0.00	\$ 0.00	\$ 0.00	\$ 0.00	\$ 0.00	\$ 0.00	\$ 0.00
\$ 0.00	\$ 0.00	\$ 0.00	\$ 0.00	\$ 0.00	\$ 0.00	\$ 0.00

S.A. & I. Form 2661R06 Entity: Caddo/Kiowa Technology Center AVTS #2, Caddo

1-Sep-2016

CERTIFICATE OF EXCISE BOARD

State of Oklahoma, County of Caddo

We, do further certify that we have examined the statement of estimated needs for the current fiscal year ending June 30, 2016, as certified by the Board of Education of Caddo/Kiowa Technology Center, District Number AVTS #2 of said County and State, and its financial statement for the preceding year, and in so doing we have diligently performed the duties imposed upon this Excise Board by 68 O. S. 2001 Section 3007, by (1) ascertaining that the financial statements, as to the statistics therein contained, reflect the true fiscal condition at the close of the fiscal year, or caused the same to be corrected so to show; (2) struck from the estimate of needs so submitted any items not authorized by law and reduced to the sum authorized by law any items restricted by statute as to the amount lawfully expendable therefor; (3) supplemented such estimate, after appropriate action, by an estimate of needs prepared by this Excise Board to make provision for mandatory functions based upon statistics authoritatively submitted; (4) computed the total means available to each fund in the manner provided, applying the Governing Board's estimate of revenue to be derived from surplus tax of the immediately preceding year and from sources other than ad valorem tax, or reduced such estimate to not less than the lawfully authorized ratio of the several sums realized from such sources during the preceding fiscal year or to such lesser sum as may reasonably be anticipated under altered law or circumstance and using for such determination the basic collections of the preceding year and the ratios on which distribution or apportionment must be made during the ensuing or current year.

To the several and specific purposes of the estimated needs as certified, we have and do hereby appropriate the surplus balances of cash on hand of the prior year, estimates of income from sources other than ad valorem taxation within the limitation fixed by law, and the proceeds of ad valorem tax levy within the number of mills authorized, either by apportionment by the Legislature, allocation by the excise board or by legal election, all of which appropriations are made in so far as the available surpluses, revenues, and levies will permit, except in that we have also provided that, after deducting items consisting of cash and the revenue from all sources other than the 2016 tax and the proceeds of the 2016 tax levy are in excess of the residue of such appropriations, by a sum included for delinquent tax, computed at 10.0% of such residue. And provided further, if said School District has been ascertained to be a well defined State Aid District, the local budget, as approved and appropriated for, has been applied wholly to its operating accounts.

We further certify that the amount required to be raised from tax, excluding Homesteads, for General Revenue Fund purposes as approved, requires a total ad valorem tax levy of 10.000 Mills. Said levy is within the statutory limit, and if in excess, is within the constitutional limit and has been authorized by a vote of the people of said district, as shown by certificate of the School Board to-wit:

To this District, with valuations shown below, the Excise Board allocated 5.000 Mills, plus 0.000 Mills authorized by the Constitution, plus an emergency levy of 0.000 Mills; plus local support levy of 5.000 Mills; for a total levy for the General Fund of 10.000 Mills.

We further certify that the amount required to be raised for building fund purposes as approved requires a tax levy of 2.000 Mills, and said levy has been certified as authorized by a vote of the people at an election held for that purpose. We further certify that Assessed Values used in computing Mill-vote levies have been applied as certified by the County Assessor.

We further certify that we have examined the within statements of account and estimated needs or requirements of the Governing Board of Caddo/Kiowa Technology Center, School District No. AVTS #2 of said County and State, in relation to the Sinking Fund or Funds thereof, and after finding the same correct or having caused the same to be corrected pursuant to 68 O. S. 2001 Section 3009, have approved the requirements therefor to fulfill the conditions of Section 26 and 28 of Article 10, Oklahoma Constitution, and have made and certified a tax levy therefor to the extent of the excess of said total requirements over the total of items 2, 3, 6, and 12 of Exhibit "Y" and any other legal deduction, including a reserve of 10% for delinquent taxes.

CERTIFICATE OF EXCISE BOARD
ESTIMATE OF NEEDS FOR 2016-2017

EXHIBIT "Y"					
County Excise Board's Appropriation of Income and Revenue	General Fund	Building Fund	Co-op Fund	Child Nutrition Fund	New Sinking Fund (Exc. Homesteads)
Appropriation Approved and Provision Made	\$ 10,152,850.93	\$ 1,461,548.74	\$ 0.00	\$ 0.00	\$ 0.00
Appropriation of Revenues:					
Excess of Assets Over Liabilities	\$ 1,829,279.47	\$ 1,182,913.29	\$ 0.00	\$ 0.00	\$ 0.00
Unclaimed Protest Tax Refunds	\$ 0.00	\$ 0.00	\$ 0.00	\$ 0.00	\$ 0.00
Miscellaneous Estimated Revenues	\$ 5,727,178.00	\$ 20,000.00	\$ 0.00	\$ 0.00	None
Est. Value of Surplus Tax in Process	\$ 224,723.52	\$ 22,170.81	\$ 0.00	\$ 0.00	None
Sinking Fund Contributions	\$ 0.00	\$ 0.00	\$ 0.00	\$ 0.00	\$ 0.00
Surplus Building Fund Cash	\$ 0.00	\$ 0.00	\$ 0.00	\$ 0.00	\$ 0.00
Total Other Than 2016 Tax	\$ 7,781,180.99	\$ 1,225,084.10	\$ 0.00	\$ 0.00	\$ 0.00
Balance Required	\$ 2,371,669.94	\$ 236,464.64	\$ 0.00	\$ 0.00	\$ 0.00
Add Allowance for Delinquency	\$ 102,587.51	\$ 10,242.42	\$ 0.00	\$ 0.00	\$ 0.00
Total Required for 2016 Tax	\$ 2,474,257.45	\$ 246,707.06	\$ 0.00	\$ 0.00	\$ 0.00
Rate of Levy Required and Certified	-----	-----	-----	-----	0.00 Mills

We further certify that the net assessed valuation of the Property, subject to ad valorem taxes, after the amount of all Homestead Exemptions have been deducted in the said School District as finally equalized and certified by the Board of Equalization for the current year 2016-2017 is as follows:

VALUATION AND LEVIES EXCLUDING HOMESTEADS					
County	Real	Personal	Public Service	Total	
This County Caddo	\$ 73,263,237.00	\$ 63,561,410.00	\$ 33,435,806.00	\$ 170,260,453.00	
Joint County Blaine	\$ 3,513,306.00	\$ 5,704,068.00	\$ 340,868.00	\$ 9,558,242.00	
Joint County Canadian	\$ 5,235,490.00	\$ 6,753,620.00	\$ 1,144,711.00	\$ 13,133,821.00	
Joint County Comanche	\$ 827,638.00	\$ 6,410,914.00	\$ 173,710.00	\$ 7,412,262.00	
Joint County Custer	\$ 25,521.00	\$ 18,035.00	\$ 40,791.00	\$ 84,347.00	
Joint County Grady	\$ 4,366,436.00	\$ 3,419,287.00	\$ 980,951.00	\$ 8,766,674.00	
Joint County Kiowa	\$ 7,414,474.00	\$ 9,644,677.00	\$ 2,772,972.00	\$ 19,832,123.00	
Joint County Washita	\$ 3,338,711.00	\$ 6,400,374.00	\$ 686,049.00	\$ 10,425,134.00	
Joint County	\$ 0.00	\$ 0.00	\$ 0.00	\$ 0.00	
Joint County	\$ 0.00	\$ 0.00	\$ 0.00	\$ 0.00	
Joint County	\$ 0.00	\$ 0.00	\$ 0.00	\$ 0.00	
Joint County	\$ 0.00	\$ 0.00	\$ 0.00	\$ 0.00	
Joint County	\$ 0.00	\$ 0.00	\$ 0.00	\$ 0.00	
Total Valuations, All Counties	\$ 97,984,813.00	\$ 101,912,385.00	\$ 39,575,858.00	\$ 239,473,056.00	

and that the assessed valuations herein certified have been used in computing the rates of mill levies and the proceeds thereof appropriated as aforesaid, and that having ascertained as aforesaid, the aggregate amount to be raised by ad valorem taxation, be raised by ad valorem taxation, we thereupon made the above levies therefor as provided by law as follows:

S.A & I. Form 2661R06 Entity: Caddo/Kiowa Technology Center AVIS #2, Caddo

CERTIFICATE OF EXCISE BOARD
ESTIMATE OF NEEDS FOR 2016-2017

EXHIBIT "Y" Continued		Primary County And All Joint Counties			Total Required For 2016 Tax		
Levies Required and Certified		Valuation And Levies Excluding Homesteads					
County	General Fund	Building Fund	Total Valuation	General	Building		
This County Caddo	10.24 Mills	1.02 Mills	\$ 170,260,453.00	\$ 1,743,467.04	\$ 173,665.66		
Joint Co. Blaine	10.74 Mills	1.07 Mills	\$ 9,558,242.00	\$ 102,655.52	\$ 10,227.32		
Joint Co. Canadian	10.43 Mills	1.04 Mills	\$ 13,133,821.00	\$ 136,985.75	\$ 13,659.17		
Joint Co. Comanche	10.81 Mills	1.08 Mills	\$ 7,412,262.00	\$ 80,126.55	\$ 8,005.24		
Joint Co. Custer	10.30 Mills	1.03 Mills	\$ 84,347.00	\$ 868.77	\$ 86.88		
Joint Co. Grady	10.59 Mills	1.06 Mills	\$ 8,766,674.00	\$ 92,839.08	\$ 9,292.67		
Joint Co. Kiowa	10.47 Mills	1.05 Mills	\$ 19,832,123.00	\$ 207,642.33	\$ 20,823.73		
Joint Co. Washita	10.52 Mills	1.05 Mills	\$ 10,425,134.00	\$ 109,672.41	\$ 10,946.39		
Joint Co.	0.00 Mills	0.00 Mills	\$ 0.00	\$ 0.00	\$ 0.00		
Joint Co.	0.00 Mills	0.00 Mills	\$ 0.00	\$ 0.00	\$ 0.00		
Joint Co.	0.00 Mills	0.00 Mills	\$ 0.00	\$ 0.00	\$ 0.00		
Joint Co.	0.00 Mills	0.00 Mills	\$ 0.00	\$ 0.00	\$ 0.00		
Joint Co.	0.00 Mills	0.00 Mills	\$ 0.00	\$ 0.00	\$ 0.00		
Totals			\$ 239,473,056.00	\$ 2,474,257.45	\$ 246,707.06		

Sinking Fund 0.00 Mills

and we do hereby order the above levies to be certified forthwith by the Secretary of this Board to the County Assessor of said County, in order that the County Assessor may immediately extend said levies upon the Tax Rolls for the year 2016 without regard to any protest that may be filed against any levies, as required by 68 O. S. 2001, Section 2869.

Signed at Atoka, Oklahoma, this 5th day of Oct., 2016

[Signature]
Excise Board Member

[Signature]
Excise Board Chairman

[Signature]
Excise Board Member

[Signature]
Excise Board Secretary



Joint School District Levy Certification for Caddo/Kiowa Technology Center AVTS #2

Career Tech District Number 2 : General Fund 10.24
Building Fund 1.02

State of Oklahoma)
County of Caddo) ss

I, Patrice Polch, Caddo County Clerk, do hereby certify that the above levies are true and correct for the taxable year 2016.

Witness my hand and seal, on Oct 5, 2016.

[Signature]
Caddo County Clerk



CERTIFICATE OF EXCISE BOARD
ESTIMATE OF NEEDS FOR 2016-2017

EXHIBIT "Y" Continued:		Primary County And All Joint Counties					
Levies Required and Certified:		Valuation And Levies Excluding Homesteads				Total Required For 2016 Tax	
County	General Fund	Building Fund	Total Valuation	General	Building		
This County Caddo	10.24 Mills	1.02 Mills	\$ 183,351,547.00	\$ 1,877,519.84	\$ 187,018.58		
Joint Co. Blaine	10.74 Mills	1.07 Mills	\$ 9,558,242.00	\$ 102,655.52	\$ 10,227.32		
Joint Co. Canadian	10.43 Mills	1.04 Mills	\$ 13,133,821.00	\$ 136,985.75	\$ 13,659.17		
Joint Co. Comanche	10.81 Mills	1.08 Mills	\$ 7,412,262.00	\$ 80,126.55	\$ 8,005.24		
Joint Co. Custer	10.30 Mills	1.03 Mills	\$ 84,347.00	\$ 868.77	\$ 86.88		
Joint Co. Grady	10.59 Mills	1.06 Mills	\$ 8,766,674.00	\$ 92,839.08	\$ 9,292.67		
Joint Co. Kiowa	10.47 Mills	1.05 Mills	\$ 19,832,123.00	\$ 207,642.33	\$ 20,823.73		
Joint Co. Washita	10.52 Mills	1.05 Mills	\$ 10,425,134.00	\$ 109,672.41	\$ 10,946.39		
Joint Co.	0.00 Mills	0.00 Mills	\$ 0.00	\$ 0.00	\$ 0.00		
Joint Co.	0.00 Mills	0.00 Mills	\$ 0.00	\$ 0.00	\$ 0.00		
Joint Co.	0.00 Mills	0.00 Mills	\$ 0.00	\$ 0.00	\$ 0.00		
Joint Co.	0.00 Mills	0.00 Mills	\$ 0.00	\$ 0.00	\$ 0.00		
Joint Co.	0.00 Mills	0.00 Mills	\$ 0.00	\$ 0.00	\$ 0.00		
Totals			\$ 252,564,150.00	\$ 2,608,310.25	\$ 260,059.98		

Sinking Fund 0.00 Mills

and we do hereby order the above levies to be certified forthwith by the Secretary of this Board to the County Assessor of said County, in order that the County Assessor may immediately extend said levies upon the Tax Rolls for the year 2016 without regard to any protest that may be filed against any levies, as required by 68 O. S. 2001, Section 2869

Signed at Anadarko, Oklahoma, this 5th day of Oct., 2016

[Signature]
Excise Board Member

[Signature]
Excise Board Chairman

[Signature]
Excise Board Member

[Signature]
Excise Board Secretary



Joint School District Levy Certification for Caddo/Kiowa Technology Center AVTS #2

Career Tech District Number 2 : General Fund 10.24
Building Fund 1.02

State of Oklahoma)
County of Caddo) ss

I, Patrice Dolch, Caddo County Clerk, do hereby certify that the above levies are true and correct for the taxable year 2016.

Witness my hand and seal, on Oct 5, 2016.

[Signature]
Caddo County Clerk



..... ATTACHMENT TO ESTIMATE OF NEEDS.....
 2016 ASSESSED PROPERTY VALUATIONS.....CADDOKIOWA AVTS #2

	PERSONAL	REAL ESTATE	PUBLIC SERVICE	TOTAL	HOMESTEAD EXEMPTION	TOTAL (NET)
CADDO COUNTY						
20 Anadarko	\$3,105,040	16,348,215	15,346,374	34,799,629	1,830,174	32,969,455
11 Hydro/Eakly	4,207,945	7,969,990	1,577,227	13,755,162	436,367	13,318,795
56 Apache	9,855,535	7,009,828	1,425,298	18,290,661	625,080	17,665,581
167 Fort Cobb	2,044,825	5,803,061	1,432,472	9,280,358	486,366	8,793,992
168-V2 Binger	9,895,435	7,516,209	4,137,426	21,549,070	619,039	20,930,031
12 Lookaba	2,476,480	3,701,980	1,092,291	7,270,751	245,599	7,025,152
33 Carnegie	6,157,915	7,551,807	1,793,957	15,503,679	638,039	14,865,640
64 Cyril	1,928,940	4,464,573	1,612,340	8,005,853	509,800	7,496,053
96 Gracemont	1,123,645	3,097,220	769,638	4,990,503	297,809	4,692,694
160 Cement	2,567,995	2,433,669	1,171,585	6,173,249	311,174	5,862,075
161 Hinton	14,040,690	11,840,384	2,484,038	28,365,112	513,086	27,852,026
2 GDY V6 Grady	4,745,205	691,527	158,537	5,595,269	62,574	5,532,695
99 JT Grady	1,411,760	1,531,803	434,623	3,378,186	121,922	3,256,264
COUNTY TOTAL	63,561,410	79,960,266	33,435,806	176,957,482	6,697,029	170,260,453
BLAINE COUNTY						
161 J3 Caddo	27,618	38,940	50,841	117,399	1,000	116,399
J1-C Hydro	85,500	1,386,936	50,879	1,523,315	72,633	1,450,682
J1-R Hydro	5,590,950	2,209,492	239,148	8,039,590	48,429	7,991,161
COUNTY TOTAL	5,704,068	3,635,368	340,868	9,680,304	122,062	9,558,242
CANDIAN COUNTY						
Caddo/Kiowa	6,753,620	5,452,231	1,144,711	13,350,562	216,741	13,133,821
COUNTY TOTAL	6,753,620	5,452,231	1,144,711	13,350,562	216,741	13,133,821
COMANCHE COUNTY						
56 J-56	6,410,035	884,825	170,253	7,465,113	110,622	7,354,491
160 JT-160	879	54,435	3,457	58,771	1,000	57,771
COUNTY TOTAL	6,410,914	939,260	173,710	7,523,884	111,622	7,412,262
CUSTER COUNTY						
J1-1 Caddo	18,035	26,521	40,791	85,347	1,000	84,347
COUNTY TOTAL	18,035	26,521	40,791	85,347	1,000	84,347
GRADY COUNTY						
1160 Caddo Cement	997,920	1,173,704	280,712	2,452,336	100,389	2,351,947
99 Verden	2,421,367	3,537,041	700,239	6,658,647	243,920	6,414,727
COUNTY TOTAL	3,419,287	4,710,745	980,951	9,110,983	344,309	8,766,674
KIOWA COUNTY						
33 Caddo R	461,846	562,451	197,788	1,222,085	12,500	1,209,585
Mt View Gotebo	9,182,831	7,277,577	2,575,184	19,035,592	413,054	18,622,538
COUNTY TOTAL	9,644,677	7,840,028	2,772,972	20,257,677	425,554	19,832,123
WASHITA COUNTY						
3 Mt View Gotebo	6,151,933	2,770,240	587,346	9,509,519	69,033	9,440,486
132 Hydro Eakly	9,883	43,827	18,365	72,075	1,000	71,075
33 Carnegie	238,558	633,228	80,338	952,124	38,551	913,573
COUNTY TOTAL	6,400,374	3,447,295	686,049	10,533,718	108,584	10,425,134
GRAND TOTALS	\$101,912,385	106,011,714	39,575,858	247,499,957	8,026,901	239,473,056

ATTACHMENT TO ESTIMATE OF NEEDS
 2016 ASSESSED PROPERTY VALUATIONS CADDOKIOWA AVTS #2

	PERSONAL	REAL ESTATE	PUBLIC SERVICE	TOTAL	HOMESTEAD EXEMPTION	TOTAL (NET)
CADDOK COUNTY						
20 Anadarko	\$3,105,040	16,348,215	15,346,374	34,799,629	1,830,174	32,969,455
11 Hydro/Eakly	4,207,945	7,969,990	1,577,227	13,755,162	436,367	13,318,795
56 Apache	9,855,535	7,009,828	1,425,298	18,290,661	625,080	17,665,581
167 Fort Cobb	2,044,825	5,803,061	1,432,472	9,280,358	486,366	8,793,992
168-V2 Binger	9,895,435	7,516,209	4,137,426	21,549,070	619,039	20,930,031
12 Lookeba	2,476,480	3,701,980	1,092,291	7,270,751	245,599	7,025,152
33 Carnegie	6,157,915	7,551,807	1,793,957	15,503,679	638,039	14,865,640
64 Cyril	1,928,940	4,464,573	1,612,340	8,005,853	509,800	7,496,053
96 Gracemont	1,123,645	3,097,220	769,638	4,990,503	297,809	4,692,694
160 Cement	2,567,995	2,433,669	1,171,585	6,173,249	311,174	5,862,075
161 Hinton	14,040,690	11,840,384	2,484,038	28,365,112	513,086	27,852,026
161 JT 2 Canadian	6,728,395	5,437,073	1,142,367	13,307,835	216,741	13,091,094
2 GDY V6 Grady	4,745,205	691,527	158,537	5,595,269	62,574	5,532,695
99 JT Grady	1,411,760	1,531,803	434,623	3,378,186	121,922	3,256,264
COUNTY TOTAL	70,289,805	85,397,339	34,578,173	190,265,317	6,913,770	183,351,547
BLAINE COUNTY						
161 J3 Caddo	27,618	38,940	50,841	117,399	1,000	116,399
J1-C Hydro	85,500	1,386,936	50,879	1,523,315	72,633	1,450,682
J1-R Hydro	5,590,950	2,209,492	239,148	8,039,590	48,429	7,991,161
COUNTY TOTAL	5,704,068	3,635,368	340,868	9,680,304	122,062	9,558,242
CANDIAN COUNTY						
Caddo/Kiowa	6,753,620	5,452,231	1,144,711	13,350,562	216,741	13,133,821
COUNTY TOTAL	6,753,620	5,452,231	1,144,711	13,350,562	216,741	13,133,821
COMANCHE COUNTY						
56 J-56	6,410,035	884,825	170,253	7,465,113	110,622	7,354,491
160 JT-160	879	54,435	3,457	58,771	1,000	57,771
COUNTY TOTAL	6,410,914	939,260	173,710	7,523,884	111,622	7,412,262
CUSTER COUNTY						
J1-1 Caddo	18,035	26,521	40,791	85,347	1,000	84,347
COUNTY TOTAL	18,035	26,521	40,791	85,347	1,000	84,347
GRADY COUNTY						
1160 Caddo Cement	997,920	1,173,704	280,712	2,452,336	100,389	2,351,947
99 Verden	2,421,367	3,537,041	700,239	6,658,647	243,920	6,414,727
COUNTY TOTAL	3,419,287	4,710,745	980,951	9,110,983	344,309	8,766,674
KIOWA COUNTY						
33 Caddo R	461,846	562,451	197,788	1,222,085	12,500	1,209,585
Mt. View Gotebo	9,182,831	7,277,577	2,575,184	19,035,592	413,054	18,622,538
COUNTY TOTAL	9,644,677	7,840,028	2,772,972	20,257,677	425,554	19,832,123
WASHITA COUNTY						
3 Mt. View Gotebo	6,151,933	2,770,240	587,346	9,509,519	69,033	9,440,486
132 Hydro Eakly	9,883	43,827	18,365	72,075	1,000	71,075
33 Carnegie	238,558	633,228	80,338	952,124	38,551	913,573
COUNTY TOTAL	6,400,374	3,447,295	686,049	10,533,718	108,584	10,425,134
GRAND TOTALS	\$108,640,780	111,448,787	40,718,225	280,807,792	8,243,642	252,564,150

CERTIFICATE OF EXCISE BOARD
ESTIMATE OF NEEDS FOR 2016-2017

EXHIBIT "Y"					
County Excise Board's Appropriation of Income and Revenue	General Fund	Building Fund	Co-op Fund	Child Nutrition Fund	New Sinking Fund (Exc. Homesteads)
Appropriation Approved and Provision Made	\$ 10,152,850.93	\$ 1,461,548.74	\$ 0.00	\$ 0.00	\$ 0.00
Appropriation of Revenues:					
Excess of Assets Over Liabilities	\$ 1,829,279.47	\$ 1,182,913.29	\$ 0.00	\$ 0.00	\$ 0.00
Unclaimed Protest Tax Refunds	\$ 0.00	\$ 0.00	\$ 0.00	\$ 0.00	\$ 0.00
Miscellaneous Estimated Revenues	\$ 5,727,178.00	\$ 20,000.00	\$ 0.00	\$ 0.00	None
Est. Value of Surplus Tax in Process	\$ 224,723.52	\$ 22,170.81	\$ 0.00	\$ 0.00	None
Sinking Fund Contributions	\$ 0.00	\$ 0.00	\$ 0.00	\$ 0.00	\$ 0.00
Surplus Building Fund Cash	\$ 0.00	\$ 0.00	\$ 0.00	\$ 0.00	\$ 0.00
Total Other Than 2016 Tax	\$ 7,781,180.99	\$ 1,225,084.10	\$ 0.00	\$ 0.00	\$ 0.00
Balance Required	\$ 2,371,669.94	\$ 236,464.64	\$ 0.00	\$ 0.00	\$ 0.00
Add Allowance for Delinquency	\$ 102,587.51	\$ 10,242.42	\$ 0.00	\$ 0.00	\$ 0.00
Total Required for 2016 Tax	\$ 2,474,257.45	\$ 246,707.06	\$ 0.00	\$ 0.00	\$ 0.00
Rate of Levy Required and Certified	-----	-----	-----	-----	0.00 Mills

We further certify that the net assessed valuation of the Property, subject to ad valorem taxes, after the amount of all Homestead Exemptions have been deducted in the said School District as finally equalized and certified by the Board of Equalization for the current year 2016-2017 is as follows:

VALUATION AND LEVIES EXCLUDING HOMESTEADS				
County	Real	Personal	Public Service	Total
This County Caddo	\$ 73,263,237.00	\$ 63,561,410.00	\$ 33,435,806.00	\$ 170,260,453.00
Joint County Blaine	\$ 3,513,306.00	\$ 5,704,068.00	\$ 340,868.00	\$ 9,558,242.00
Joint County Canadian	\$ 5,235,490.00	\$ 6,753,620.00	\$ 1,144,711.00	\$ 13,133,821.00
Joint County Comanche	\$ 827,638.00	\$ 6,410,914.00	\$ 173,710.00	\$ 7,412,262.00
Joint County Custer	\$ 25,521.00	\$ 18,035.00	\$ 40,791.00	\$ 84,347.00
Joint County Grady	\$ 4,366,436.00	\$ 3,419,287.00	\$ 980,951.00	\$ 8,766,674.00
Joint County Kiowa	\$ 7,414,474.00	\$ 9,644,677.00	\$ 2,772,972.00	\$ 19,832,123.00
Joint County Washita	\$ 3,338,711.00	\$ 6,400,374.00	\$ 686,049.00	\$ 10,425,134.00
Joint County	\$ 0.00	\$ 0.00	\$ 0.00	\$ 0.00
Joint County	\$ 0.00	\$ 0.00	\$ 0.00	\$ 0.00
Joint County	\$ 0.00	\$ 0.00	\$ 0.00	\$ 0.00
Joint County	\$ 0.00	\$ 0.00	\$ 0.00	\$ 0.00
Joint County	\$ 0.00	\$ 0.00	\$ 0.00	\$ 0.00
Total Valuations, All Counties	\$ 97,984,813.00	\$ 101,912,385.00	\$ 39,575,858.00	\$ 239,473,056.00

and that the assessed valuations herein certified have been used in computing the rates of mill levies and the proceeds thereof appropriated as aforesaid; and that having ascertained as aforesaid, the aggregate amount to be raised by ad valorem taxation, be raised by ad valorem taxation, we thereupon made the above levies therefor as provided by law as follows:

S.A. & I. Form 2661R06 Entity: Caddo/Kiowa Technology Center AVTS #2, Caddo

RECEIVED

DEC 08 2016

State Auditor
and Inspector

CERTIFICATE OF EXCISE BOARD
ESTIMATE OF NEEDS FOR 2016-2017

EXHIBIT "Y" Continued: Primary County And All Joint Counties		Valuation And Levies Excluding Homesteads			Total Required For 2016 Tax		
Levies Required and Certified:	County	General Fund	Building Fund	Total Valuation	General	Building	
This County	Caddo	10.24 Mills	1.02 Mills	\$ 170,260,453.00	\$ 1,743,467.04	\$ 173,665.66	
Joint Co.	Blaine	10.74 Mills	1.07 Mills	\$ 9,558,242.00	\$ 102,655.52	\$ 10,227.32	
Joint Co.	Canadian	10.43 Mills	1.04 Mills	\$ 13,133,821.00	\$ 136,985.75	\$ 13,659.17	
Joint Co.	Comanche	10.81 Mills	1.08 Mills	\$ 7,412,262.00	\$ 80,126.55	\$ 8,005.24	
Joint Co.	Custer	10.30 Mills	1.03 Mills	\$ 84,347.00	\$ 868.77	\$ 86.88	
Joint Co.	Grady	10.59 Mills	1.06 Mills	\$ 8,766,674.00	\$ 92,839.08	\$ 9,292.67	
Joint Co.	Kiowa	10.47 Mills	1.05 Mills	\$ 19,832,123.00	\$ 207,642.33	\$ 20,823.73	
Joint Co.	Washita	10.52 Mills	1.05 Mills	\$ 10,425,134.00	\$ 109,672.41	\$ 10,946.39	
Joint Co.		0.00 Mills	0.00 Mills	\$ 0.00	\$ 0.00	\$ 0.00	
Joint Co.		0.00 Mills	0.00 Mills	\$ 0.00	\$ 0.00	\$ 0.00	
Joint Co.		0.00 Mills	0.00 Mills	\$ 0.00	\$ 0.00	\$ 0.00	
Joint Co.		0.00 Mills	0.00 Mills	\$ 0.00	\$ 0.00	\$ 0.00	
Joint Co.		0.00 Mills	0.00 Mills	\$ 0.00	\$ 0.00	\$ 0.00	
Totals				\$ 239,473,056.00	\$ 2,474,257.45	\$ 246,707.06	

Sinking Fund 0.00 Mills

and we do hereby order the above levies to be certified forthwith by the Secretary of this Board to the County Assessor of said County, in order that the County Assessor may immediately extend said levies upon the Tax Rolls for the year 2016 without regard to any protest that may be filed against any levies, as required by 68 O. S. 2001, Section 2869.

Signed at _____, Oklahoma, this _____ day of _____, 2016

[Signature]
Excise Board Member

[Signature]
Excise Board Chairman

Excise Board Member

[Signature]
Excise Board Secretary



Joint School District Levy Certification for Caddo/Kiowa Technology Center AVTS #2

Career Tech District Number V-2 General Fund 10.24
Building Fund 1.02

State of Oklahoma)
) ss
County of Caddo)

I, Patrice Dolch, Caddo County Clerk, do hereby certify that the above levies are true and correct for the taxable year 2016.

Witness my hand and seal, on Dec 7th, 2016.

[Signature]
Caddo County Clerk



S.A. & I. Form 2661R06 Entity: Caddo/Kiowa Technology Center AVTS #2, Caddo

-----ATTACHMENT TO ESTIMATE OF NEEDS-----
 2016 ASSESSED PROPERTY VALUATIONS-----CADDO/KIOWA AVTS #2

	PERSONAL	REAL ESTATE	PUBLIC SERVICE	TOTAL	HOMESTEAD EXEMPTION	TOTAL (NET)
<u>CADDO COUNTY</u>						
20 Anadarko	\$3,105,040	16,348,215	15,346,374	34,799,629	1,830,174	32,969,455
11 Hydro/Eakly	4,207,945	7,969,990	1,577,227	13,755,162	436,367	13,318,795
56 Apache	9,855,535	7,009,828	1,425,298	18,290,661	625,080	17,665,581
167 Fort Cobb	2,044,825	5,803,061	1,432,472	9,280,358	486,366	8,793,992
168-V2 Binger	9,895,435	7,516,209	4,137,426	21,549,070	619,039	20,930,031
12 Lookeba	2,476,480	3,701,980	1,092,291	7,270,751	245,599	7,025,152
33 Carnegie	6,157,915	7,551,807	1,793,957	15,503,679	638,039	14,865,640
64 Cyril	1,928,940	4,464,573	1,612,340	8,005,853	509,800	7,496,053
96 Gracemont	1,123,645	3,097,220	769,638	4,990,503	297,809	4,692,694
160 Cement	2,567,995	2,433,669	1,171,585	6,173,249	311,174	5,862,075
161 Hinton	14,040,690	11,840,384	2,484,038	28,365,112	513,086	27,852,026
2 GDY V6 Grady	4,745,205	691,527	158,537	5,595,269	62,574	5,532,695
99 JT Grady	1,411,760	1,531,803	434,623	3,378,186	121,922	3,256,264
COUNTY TOTAL	63,561,410	79,960,266	33,435,806	176,957,482	6,697,029	170,260,453
<u>BLAINE COUNTY</u>						
161 J3 Caddo	27,618	38,940	50,841	117,399	1,000	116,399
J1-C Hydro	85,500	1,386,936	50,879	1,523,315	72,633	1,450,682
J1-R Hydro	5,590,950	2,209,492	239,148	8,039,590	48,429	7,991,161
COUNTY TOTAL	5,704,068	3,635,368	340,868	9,680,304	122,062	9,558,242
<u>CANDIAN COUNTY</u>						
Caddo/Kiowa	6,753,620	5,452,231	1,144,711	13,350,562	216,741	13,133,821
COUNTY TOTAL	6,753,620	5,452,231	1,144,711	13,350,562	216,741	13,133,821
<u>COMANCHE COUNTY</u>						
56 J-56	6,410,035	884,825	170,253	7,465,113	110,622	7,354,491
160 JT-160	879	54,435	3,457	58,771	1,000	57,771
COUNTY TOTAL	6,410,914	939,260	173,710	7,523,884	111,622	7,412,262
<u>CUSTER COUNTY</u>						
J1-1 Caddo	18,035	26,521	40,791	85,347	1,000	84,347
COUNTY TOTAL	18,035	26,521	40,791	85,347	1,000	84,347
<u>GRADY COUNTY</u>						
1160 Caddo Cement	997,920	1,173,704	280,712	2,452,336	100,389	2,351,947
99 Verden	2,421,367	3,537,041	700,239	6,658,647	243,920	6,414,727
COUNTY TOTAL	3,419,287	4,710,745	980,951	9,110,983	344,309	8,766,674
<u>KIOWA COUNTY</u>						
33 Caddo R	461,846	562,451	197,788	1,222,085	12,500	1,209,585
Mt View Gotebo	9,182,831	7,277,577	2,575,184	19,035,592	413,054	18,622,538
COUNTY TOTAL	9,644,677	7,840,028	2,772,972	20,257,677	425,554	19,832,123
<u>WASHITA COUNTY</u>						
3 Mt. View Gotebo	6,151,933	2,770,240	587,346	9,509,519	69,033	9,440,486
132 Hydro Eakly	9,883	43,827	18,365	72,075	1,000	71,075
33 Carnegie	238,558	633,228	80,338	952,124	38,551	913,573
COUNTY TOTAL	6,400,374	3,447,295	686,049	10,533,718	108,584	10,425,134
GRAND TOTALS	\$101,912,385	106,011,714	39,575,858	247,499,957	8,026,901	239,473,056